


# 2019 BUYER'S GUIDE



#### COVER PHOTO FEATURES:

Deluxe Tower Package (Pg 5) with Self-Guided Product Wall-Mounted Mat Rack with 16mm Smart Mats (Pg 6) Smart Plyo<sup>3</sup> Cube (Pg 13)



608.845.8300  
PRISMFITNESSGROUP.COM



# WHAT'S INSIDE



**NEW PRODUCTS** ..... 3



**COMMERCIAL PACKAGES** ..... 4



**CORE AND STABILITY** ..... 11



**PORTABLE BOOTCAMP** ..... 12



**MOBILITY TRAINING** ..... 13



**SELF-GUIDED FITNESS** ..... 14



**AGILITY TRAINING** ..... 16



**PLYOMETRIC TRAINING** ..... 17



**RESISTANCE TRAINING** ..... 18



**FUNCTIONAL STRENGTH** ..... 20



**RECOVERY** ..... 23



**SPEED TRAINING** ..... 24



**RETAIL PROGRAM** ..... 26



**For Orders/Customer Service:**  
 Call 608.845.8300 or email [sales@prismfitnessgroup.com](mailto:sales@prismfitnessgroup.com)  
**For Dealer or Partnership Inquiries:**  
 Call Jay at 608.845.3913 or email [jay@prismfitnessgroup.com](mailto:jay@prismfitnessgroup.com)



# NEW PRODUCTS



## SMART STRAPS™ BODYWEIGHT TRAINER

The Smart Straps Bodyweight Trainer provides a smart way to train with your own bodyweight. **Learn more in Functional Strength section.**

- 12 exercises printed directly on the straps for easy reference



	SKU	MSRP
Smart Straps Bodyweight Training System	400-450-300	\$99.00



## SMART CORE WHEEL™

The Smart Core Wheel™ delivers the best workout for the entire core (not just abs!) with one tool. Strap your feet or grip the handles for a great ab-focused workout. **Learn more in Core and Stability section.**

- Includes mat for added comfort for hands or knees
- 6 exercises are printed directly on the mat for easy reference



	SKU	MSRP
Smart Core Wheel with Mat	400-460-210	\$79.00

## SMART CONDITIONING ROPE CADDY™

The Smart Conditioning Rope Caddy provides a neat and organized way of storing your conditioning rope. Its unique, saddle-shaped anchor provides a smooth path for your rope to minimize wear and tear during exercise. The Rope Caddy includes eight exercise images to help guide users through various effective rope conditioning methods. **Learn more in Functional Strength section.**

**Smart Conditioning Rope Caddy Package Includes:**

- (1) Wall-Mounted Caddy
- (1) 30ft x 1.5in Diameter Conditioning Rope



	SKU	MSRP
Smart Conditioning Rope Caddy	400-205-200	\$199.00
Smart Conditioning Rope Caddy Package	400-205-210	\$329.00

## 15LB SMART MEDICINE BALL

Due to popular demand and requests, the 15lb size has been added to the Smart Self-Guided line of Medicine Balls. **Learn more in Self-Guided Fitness section.**

- 8 exercises are printed on the ball for easy reference
- Textured for a reliable grip; sturdy rubber construction
- Bounces on a hard surface

	SKU	MSRP
15lb Medicine Ball (Purple)	400-150-005	\$72.99





# COMMERCIAL PACKAGES - FUNCTIONAL TRAINING CENTER



## 4-SECTION PACKAGE

**Includes the following product:**

- (1) 4-Section FTC Rig with 2 Storage Trays, Smart Stick Quiver, and 2 Rope Anchors
- (1) 55cm, 65cm, and 75cm Stability Balls
- (1) 4lb, 6lb, and 8lb Medicine Balls
- (2) 10lb and 15lb Medicine Balls
- (6) 16mm Exercise Mats
- (4) Smart Recovery Foam Rollers
- (3) Smart Straps Bodyweight Training System
- (3) Smart Sticks
- (1) Extra Light, Light, Medium, and Heavy Strength Bands
- (1) 30ft x 1.5in diameter Conditioning Rope
- (2) Smart Speed Jump Ropes
- (1) Smart Core Wheel
- (1) Workhorse Harness with Leash
- (2) 30in Resistance Cables 10lb-100lb
- (2) 60in Resistance Cables 10lb-100lb
- (2 Pairs) Quik Fit Handles
- (2 Pairs) Exchange Handles
- (2 Pairs) Triple Grip Handles
- (2) Arm/Leg Attachments
- (1) Kiio Wall Gym and Exercise Chart
- (1) Kiio Caddy

**Dimensions:** 236"W x 39"D x 95"H (each bay is 48"W)

## 2-SECTION PACKAGE

**Includes the following product:**

- (1) 2-Section FTC Rig with 1 Storage Tray and 1 Rope Anchor
- (1) 55cm, 65cm, and 75cm Stability Balls
- (1) 4lb, 6lb, and 8lb Medicine Balls
- (2) 10lb and 15lb Medicine Balls
- (6) 16mm Exercise Mats
- (2) Smart Recovery Foam Rollers
- (2) Smart Straps Bodyweight Training System
- (1) Light, Medium, and Heavy Strength Bands
- (1) 30lb Resistance Cable and Handle
- (1) 40lb Resistance Cable and Handle
- (1) 30ft x 1.5in diameter Conditioning Rope
- (2) Smart Speed Jump Ropes
- (1) Smart Core Wheel

**Dimensions:** 140"W x 39"D x 95"H (each bay is 48" wide)

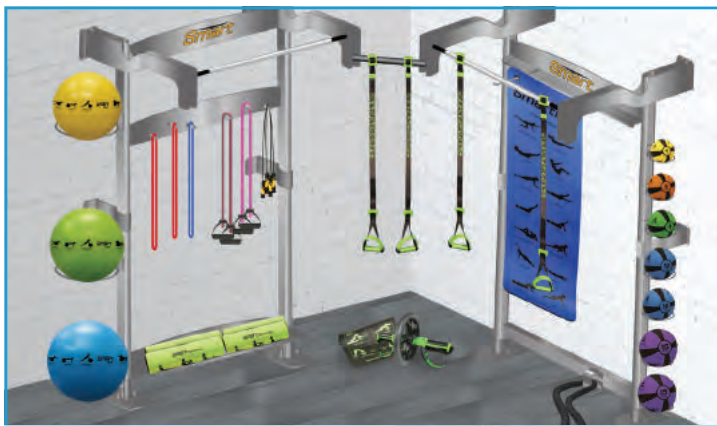
	SKU	MSRP		SKU	MSRP
4-Section Package	400-150-180	\$7,995.00	2-Section Package	400-150-182	\$3,895.00



# COMMERCIAL PACKAGES - FUNCTIONAL TRAINING CENTER

## A BETTER APPROACH. A BETTER RESULT.

- Ships complete on ONE standard pallet!
- Professional design and quality finish compliments workout space
- Fast, simple assembly and mounting
- Triple Protection mounting locations for a secure installation
- Mat Rack has adjustable rods for desired placement
- Multi-height chinup options
- Accommodates proprietary Smart products; Self-Guided products are great for unattended facilities
- Corner Installation Kit available for versatile room design



### CORNER INSTALLATION KIT

- Enables the FTC sections to be split among two adjacent walls
- Can be used for either the 2-Section or the 4-Section package
- Corner connector provides an additional space for a Smart Straps Bodyweight Training System

	SKU	MSRP
Corner Installation Kit	400-150-183	\$495.00

### SMART ADDITIONS:





# COMMERCIAL PACKAGES

## ELITE PACKAGE

This Elite display is a storage solution for a variety of exercise tools and provides easy access to all products.

- Includes interlocking transport wheels for ease of movement
- Assembled rack with product dimensions: 70" W x 30" D x 97" H

### Package Includes:

- (6) 16mm Exercise Mats
- (4) Smart Recovery Foam Rollers
- (1) 4lb Medicine Ball
- (2) 6lb and 8lb Medicine Balls
- (1) 10lb Medicine Ball
- (1) 15lb Medicine Ball
- (1) 55cm, 65cm and 75cm Stability Balls
- (1) Extra Light, Light, Medium, Heavy and Extra Heavy Smart Guard Sleeved Tubing
- (2) Light, Medium, and Heavy Mini-Bands
- (2) Smart Speed Jump Ropes
- (1) Elite Storage Tower



	SKU	MSRP
Elite Package	400-150-161	\$2,540.00
Rack only	400-150-166	\$1,495.00

## ESSENTIAL PACKAGE

Space saving display that allows for easy access to the essential fitness training products.

- Rack with product dimensions: 64" W x 30" D x 66" H

### Package Includes:

- (1) 16mm Exercise Mat
- (1) Smart Recovery Foam Roller
- (1) 4lb, 6lb, 8lb, and 10lb Medicine Balls
- (1) 55cm and 65cm Stability Balls
- (1) 20lb and 30lb Resistance Cables
- (2 pairs) Quick Flip Handles
- (1) Essential Storage Tower



	SKU	MSRP
Essential Package	400-150-132	\$1,025.00
Rack only	400-150-136	\$650.00



# COMMERCIAL PACKAGES



## DELUXE PACKAGE

Convenient Storage Display allows for easy access to all products.

- Assembled rack with product dimensions: 70" W x 30" D x 90" H

### Package Includes:

- (2) 16mm Exercise Mats
- (2) Smart Recovery Foam Rollers
- (1) 4lb and 10lb Medicine Balls
- (2) 6lb and 8lb Medicine Balls
- (1) 55cm, 65cm and 75cm Stability Balls
- (1) 20lb, 30lb, 50lb, 70lb and 90lb Resistance Cables
- (5 pairs) Quick Flip Handles
- (1) Deluxe Storage Tower



	SKU	MSRP
Deluxe Package	400-150-131	\$1,670.00
Rack only	400-150-135	\$1,050.00

## ECONOMY PACKAGE

Convenient all-in-one medicine ball and stability ball rack for easy access and storage.

- Convenient clip to hang extra resistance cables and bands
- Rack with product dimensions: 37" W x 20" D x 46" H

### Package Includes:

- (1) 4lb, 6lb, 8lb, and 10lb Medicine Balls
- (1) 55cm and 65cm Stability Balls
- (1) Economy Storage Tower



	SKU	MSRP
Economy Package	400-150-133	\$599.00
Rack only	400-150-137	\$349.00





# COMMERCIAL PACKAGES (WALL-MOUNTED)



## WALL-MOUNTED MAT RACK PACKAGE

The versatile Smart Wall-Mounted Mat Rack Package allows for easy hanging and storage for up to 10 commercial grade Smart Exercise Mats (16mm thick).


- Heavy duty design keeps mats from making contact with wall
- **Safe and Convenient:** Adjustable pegs fit all styles of hanging mats; fold in when not in use
- **Easy to install:** Multiple holes provide numerous options when installing on wall
- Rack with product dimensions: 30" W x 13" D x 75" H

**Package Includes:**

- (1) Smart Wall-Mounted Mat Rack
- (10) 16mm Smart Exercise Mats



	SKU	MSRP
Mat Rack Package	400-150-134	\$599.00
Rack only	400-150-139	\$116.00



## WALL-MOUNTED STABILITY BALL RACK PACKAGE

Easily hang and store three stability balls on the space-saving wall-mounted rack.

- Heavy duty steel construction
- Can hold up to 3 Stability Balls
- Rack with product dimensions: 29" W x 32" D x 90" H

**Package Includes:**

- (1) 55cm, 65cm and 75cm Smart Stability Balls
- (1) Smart Wall-Mounted Stability Ball Rack

	SKU	MSRP
Stability Ball Rack Package	400-150-162	\$329.00
Rack only	400-150-167	\$229.00

# COMMERCIAL PACKAGES (WALL-MOUNTED)



## KIIO™ WALL GYM

For more info, [Learn more in Resistance Training section.](#)

### Complete Package Includes:

- (2 each) 30in Resistance Cables 10lb-100lb
- (2 each) 60in Resistance Cables 10lb-100lb
- (2 pairs) Quik Fit Handles
- (2 pairs) Exchange Handles
- (2 pairs) Triple Grip Handles
- (2) Arm/Leg Attachments
- (1) Exercise Wall Chart
- (1) Wall Gym
- (1) Caddy

### Kit Only Includes:

- (2 each) 30in Resistance Cables 20lb and 40lb
- (2) 60in Resistance Cables 50lb
- (1 pair) Triple Grip Handles
- (1) Arm/Leg Attachment
- (1) Wall Gym



	SKU	MSRP
Wall Gym and Caddy Complete Package	400-240-003	\$1,898.00
Wall Gym Kit	400-240-004	\$999.00



## WALL-MOUNTED MEDICINE BALL RACK PACKAGE

Easily hang and store four medicine balls on the space-saving wall-mounted rack.

- Heavy duty steel construction
- Can hold up to 4 medicine balls
- Rack with product dimensions: 9" W x 11" D x 43" H

### Package Includes:

- (1) 4lb, 6lb, 8lb and 10lb Smart Medicine Balls
- (1) Smart Wall-Mounted Medicine Ball Rack

	SKU	MSRP
Medicine Ball Rack Package	400-150-163	\$349.00
Rack only	400-150-168	\$159.00



# COMMERCIAL PACKAGES (WALL-MOUNTED)

## SMART CONDITIONING ROPE CADDY™ PACKAGE


The Smart Conditioning Ropes Caddy features Self-Guided exercises printed directly on the caddy for easy reference.

It is wall-mounted to easily keep the lengthy ropes organized and off the floor as well as provide the anchor point for the rope during exercises.

The unique, saddle-shaped anchor provides a smooth path for your rope to minimize wear and tear during exercises.

### Smart Conditioning Rope Caddy Package Includes:

- (1) Wall-Mounted Caddy
- (1) 30ft x 1.5in Diameter Conditioning Rope



	SKU	MSRP
Smart Conditioning Rope Caddy	400-205-200	\$199.00
Smart Conditioning Rope Caddy Package	400-205-210	\$329.00

## SMART STRAPS™ WALL/CEILING MOUNT PACKAGE

For Mounting your Smart Straps Bodyweight Trainer to Walls, Ceilings or Overhead Beams.

The Smart Bodyweight Training Mount bracket can easily be attached to wall studs or ceiling beams to create a secure anchor for your Smart Straps and create a professional training station in any room.

The durable, high-grade steel 16" bar allows you to place the individual Smart Straps at various widths for proper body position.



	SKU	MSRP
Smart Straps Wall/Ceiling Mount	400-450-304	\$79.00
Smart Straps and Wall/Ceiling Mount Package	400-450-310	\$165.00

## SMART STICKS™ QUIVER PACKAGE

Now there's an easy way to neatly and conveniently store your mobility sticks. The Smart Stick Quiver holds 6 Smart Sticks. It can be mounted to a wall or attached to a Functional Training Station.

- Heavy duty steel construction
- Holds up to 6 Smart Sticks
- Dimensions: 5" W x 5" D x 30" H

### Package Includes:

- (1) Smart Stick Quiver
- (6) Smart Sticks – Unweighted or 5lb Weighted



	SKU	MSRP
Smart Stick Quiver	400-140-450	\$99.00
Smart Stick Quiver Package (6 Unweighted Sticks + Quiver)	400-140-451	\$195.00
Smart Stick Quiver Package (6 5lb Weighted Sticks + Quiver)	400-140-452	\$219.00

# CORE AND STABILITY

## SMART CORE WHEEL™

The Smart Core Wheel™ delivers the best workout for the entire core (not just abs!) with one tool. Strap your feet or grip the handles for a great core-focused workout.

- Includes mat for added comfort for hands or knees
- 6 exercises are printed directly on the mat for easy reference
- Combined handle and foot pedal
- Adjustable velcro straps to securely fasten feet to the pedals (either facing up or down)
- Handles fold down for slip and upright storage (patent pending)
- Easily switch between hand and feet exercises



	SKU	MSRP
Smart Core Wheel with Mat	400-460-210	\$79.00



## TERRA CORE™

This is NOT just a step and balance trainer, it's a multifaceted group-x machine, incorporating resistance cables and can be used with over 250 exercises to help you reach your goals.

- "Scan and Sweat" QR code
- Includes instructional material and a pump
- Dimensions: 46in x 17in x 10in and 28lb
- Weight capacity: 500lbs



	SKU	MSRP
Terra Core	400-600-100	\$279.00
Terra Core Rack (Holds 6)	400-600-110	\$299.00



# PORTABLE BOOTCAMP



## SMART CART™ TRAINING SYSTEM

Organize your training equipment into a compact and easy to transport system.

- Train as many as 60 athletes in one hour
- Equipment is quick and easy to set up and put away
- Easily move the cart inside or out (non-marking wheels)

**Includes:**

- (12) 6in Smart Hurdles #1
- (12) 12in Smart Hurdles #2
- (6) Adjustable Smart Hurdles #4, ranges from 21in to 36in
- (1) 15ft Smart Modular Agility Ladder
- (4) 6lb Smart Medicine Balls
- (2) 8lb Smart Medicine Balls
- (6) Speed Jump Ropes
- (2) X-Light Resistance Sleeved Tubing
- (2) Light Resistance Sleeved Tubing
- (2) Medium Resistance Sleeved Tubing
- (1) Smart Cart transport and storage cart



	SKU	MSRP
Smart Cart Training System	400-130-290	\$1,895.00



## SMART TRAINER BAG™

Train clients on the go! The Smart Trainer Bag contains all the necessary equipment to give clients a full workout while fitting nicely into a bag for easy travel. Featuring Self-Guided products with exercise ideas printed directly on the products.

**Includes:**

- (1) 6lb Smart Medicine Ball
- (1) 6mm Smart Exercise Mat
- (1) Smart Guard Sleeved Tubing 4ft. Light
- (1) Smart Guard Sleeved Tubing 4ft. Medium
- (1) Heavy Mini Flat Band (Blue)
- (1) Medium Mini Flat Band (Green)
- (1) Light Mini Flat Band (Yellow)
- (1) Smart Speed Jump Ropes
- (1) Smart Straps Bodyweight Trainer
- (1) Smart Core Wheel
- (1) Smart Modular Agility Ladder
- (1) Duffle Bag with Smart Trainer Logo

	SKU	MSRP
Smart Fitness On-the-Go	400-180-680	\$499.00



## SMART IN-HOME BOOTCAMP™

Our Bootcamp package offers a range of our Smart Products to suit every lifestyle and fitness aspiration, while doing it in the comfort of your home. Along with product, we'll provide you with a boot camp workout of your own!

**Includes:**

- (1) 20lb, 30lb and 40lb Resistance Cables
- (1 pair) Quick Flip Handles
- (1) Smart Speed Jump Rope
- (1) 6lb Medicine Ball
- (1) Medium Resistance Mini Band
- (1) 65cm Stability Ball
- (1) Kettlebell Sandbag
- (1) Smart Recovery Roller
- (1) 6mm Smart Exercise Mat



	SKU	MSRP
Smart In-Home Bootcamp	400-150-204	\$299.00

# MOBILITY TRAINING



## SMART HURDLE™ SETS

Designed with both athletes and coaches in mind. With 5 sizes to choose from, there's a perfect fit for every training session. Smart Hurdles improve agility and range of motion through lateral and over/under drills.

- Each hurdle features a sturdy 3-point base that improves stability
- Support leg rotates and folds flat for storage
- All sets include carry handle

- #1: Set of 6, 6in
- #2: Set of 6, 12in
- #3: Set of 3, 12in to 18in
- #4: Set of 3, 21in to 36in
- #5: Set of 3, 27in to 42in



	SKU	MSRP
Smart Hurdle #1 (Set of 6)	400-120-210	\$99.00
Smart Hurdle #2 (Set of 6)	400-120-230	\$109.00
Adjustable Smart Hurdle #3 (Set of 3)	400-120-200	\$169.00
Adjustable Smart Hurdle #4 (Set of 3)	400-120-220	\$199.00
Adjustable Smart Hurdle #5 (Set of 3)	400-120-240	\$209.00

## SMART HURDLE™ COLLECTION

Total of 36 Smart Hurdles together on one convenient Smart Cart; they're a breeze to transport and easy to store.

- Training options are unlimited with this versatile set of small, medium and adjustable-height hurdles
- Set-up is quick and easy
- Hurdles fold flat and store neatly on cart

### Includes:

- (12) Smart Hurdles #1
- (12) Smart Hurdles #2
- (6) Adjustable Smart Hurdles #3
- (6) Adjustable Smart Hurdles #4
- (1) Smart Cart



	SKU	MSRP
Smart Hurdle Collection	400-130-620	\$1,795.00

## SMART MOBILITY ASSESSMENT HURDLES™

These hurdles assist in injury prevention and rehab programs, and should be part of any progressive physical evaluation system.

- Measurements clearly marked on each upright
- Assessments are dynamic, functional, precise, weight-bearing movements
- Easy-to-follow testing protocols are included
- **Medium:** adjustable 19.5in to 36in
- **Large:** adjustable 26in to 42.5in



	SKU	MSRP
Medium Test Hurdle	400-120-650	\$79.00
Large Test Hurdle	400-120-640	\$89.00



## SMART STICKS™

The Smart Stick makes your favorite movements and exercises more productive.

- Aligns the body for balanced, optimal range of motion
- 5ft in length
- Hands slide along the smooth surface



	SKU	MSRP
Stick - Unweighted	400-140-400	\$15.99
Stick - 5lb Weighted	400-140-405	\$19.99
Set of 10 - Unweighted	400-140-410	\$150.00
Set of 10 - 5lb Weighted	400-140-415	\$190.00
Smart Stick Quiver	400-140-450	\$99.00
Smart Stick Quiver Package (6 Unweighted Sticks + Quiver)	400-140-451	\$195.00
Smart Stick Quiver Package (6 5lb Weighted Sticks + Quiver)	400-140-452	\$219.00



# SELF-GUIDED FITNESS



## SMART MAT™

The Smart Mat has exercises printed on both sides to guide the user in both Stretching Poses and Core Exercises.

- 14 Core Exercises and 14 Stretching Poses are printed on the mat for easy reference
- Two types of mats are available:
  - 6mm (yellow) rolled for easy storage/transportation (TPE)
  - 16mm (blue) with grommets for easy hanging (NBR)
- Durable, non-slip surface
- Size: 6ft long by 2ft wide



	SKU	MSRP
6mm Smart Mat (Yellow)	400-150-030	\$49.99
16mm Smart Mat (Blue with Grommets)	400-150-031	\$54.99

## SMART PLYO<sup>3</sup> CUBE™

The 3-in-1 Smart Plyo Cube saves your facility space and the user valuable time while being able to train safely. **Learn more in Plyo section.**

- 9 exercises printed on box for easy reference



	SKU	MSRP
Smart Plyo Cube	400-150-056	\$499.00

## SMART STABILITY BALLS™

Smart Stability Balls are Self-Guided for users at all fitness levels.

- 13 exercises are printed on the ball for easy reference
- Burst-resistant PVC construction
- Pump included



	SKU	MSRP
55cm Stability Ball (Yellow)	400-150-010	\$29.00
65cm Stability Ball (Green)	400-150-011	\$34.00
75cm Stability Ball (Blue)	400-150-012	\$39.00



## SMART RECOVERY FOAM ROLLER™

This Foam Roller is used to release muscle tension before, during, and after workouts.

- 9 movements are printed on the foam roller for easy reference
- 2ft long: wide enough to use on backs
- Durable EPE polyethylene foam holds its shape
- Designed for moderate to heavy use



	SKU	MSRP
Smart Recovery Foam Roller	400-150-020	\$35.99

# SELF-GUIDED FITNESS



## SMART MEDICINE BALLS™

The weighted center forces the user to use different muscle groups to throw, bounce or twist with the ball.

- 8 exercises are printed on the ball for easy reference
- Textured for a reliable grip; sturdy rubber construction
- Bounces on a hard surface
- 5 weights and sizes available



	SKU	MSRP
4lb Medicine Ball (Yellow)	400-150-001	\$39.99
6lb Medicine Ball (Orange)	400-150-002	\$45.99
8lb Medicine Ball (Green)	400-150-003	\$50.99
10lb Medicine Ball (Blue)	400-150-004	\$60.99
15lb Medicine Ball (Purple)	400-150-005	\$72.99



## SMART STRAPS™ BODYWEIGHT TRAINER

The Smart Straps Bodyweight Trainer provides a smart way to train with your own bodyweight. **Learn more in Functional Strength section.**

- 12 exercises printed directly on the straps for easy reference
- Easy access foot cuffs
- Built in Door Anchors



	SKU	MSRP
Smart Straps Bodyweight Training System	400-450-300	\$99.00



## SMART CORE WHEEL™

The Smart Core Wheel™ delivers the best core workout for the entire core (not just abs!) with one tool. Strap your feet or grip the handles for a great core-focused workout. **Learn more in Core and Stability section.**

- Includes mat for added comfort for hands or knees
- 6 exercises are printed directly on the mat for easy reference
- Handles fold down for easy storage
- Combined Handle and Foot Pedal



	SKU	MSRP
Smart Core Wheel with Mat	400-460-210	\$79.00



# AGILITY TRAINING



## SMART MODULAR AGILITY LADDER™

Snap ladders together for the desired length AND connect rungs together to create the desired width.

Rung ends feature our new patented Quick Connect System allowing pattern combinations at a variety of widths.

The Smart Organizer simplifies gathering and releasing ladder rungs preventing tangling and knotting. Handle included for easy transport and storage.

More than one 15ft ladder? Twist two organizers together for even more convenient storage.

Create various patterns from double/triple lane ladders to obstacles, zig zag patterns, and a full grid!

- Unlimited variations for drills and exercises
- Snap ends together for increased length
- Connect rungs for increased number of rows



	SKU	MSRP
15ft Modular Agility Ladder (two 7½ft Sections)	400-110-100	\$59.00



## SMART INDOOR LADDER™

The Smart Indoor Ladder will help athletes of all levels improve their quickness, agility, coordination and control. This high-quality, versatile athletic training tool is also designed to be very easy to use and store.

- 15ft long training ladder
- High-performance PVC material keeps the ladder in place on any indoor surface and does not harm the floor
- 16in long openings allows users plenty of space to touch down
- Rolls up on spool for easy storage
- Transport bag included

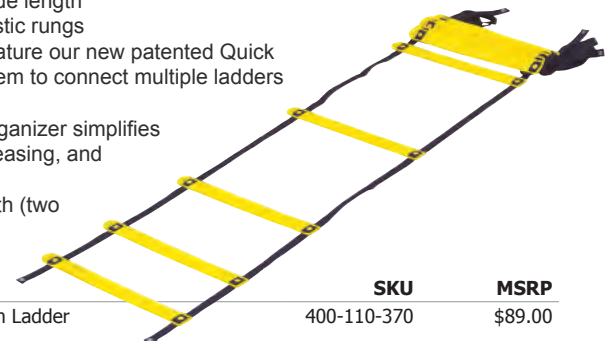
	SKU	MSRP
Smart Indoor Ladder	400-110-400	\$89.00



## SMART ACCELERATION LADDER™

Designed to teach you to do one essential thing well: Accelerate.

- Increasing spaces between rungs to teach faster turnover and maximum stride length
- Flat, hard-plastic rungs
- Rung ends feature our new patented Quick Connect System to connect multiple ladders together
- The Smart Organizer simplifies gathering, releasing, and transporting
- 37ft total length (two segments)



	SKU	MSRP
Smart Acceleration Ladder	400-110-370	\$89.00

# PLYOMETRIC TRAINING



20"



24"



30"

## SMART PLYO<sup>3</sup> CUBE™

The 3-in-1 Soft Plyo Cube can be used to save space and the user time while training safely.

- 9 exercises are printed on one side of the plyo box for easy reference
- Made of high-density foam and commercial grade vinyl cover prevents injury
- 3 different heights (20in, 24in and 30in) all in one for less clutter and easy storage



	SKU	MSRP
Smart Plyo Cube	400-150-056	\$499.00

## FOAM PLYO BOXES

Heavy-duty vinyl over impact-absorbing foam for safety, stability and durability.

- Polyurethane foam under durable 21oz vinyl cover
- Velcro strips prevent slipping when stacking for storage or multi-height training
- Supports users up to 400lb
- All boxes have 36in x 30in landing surface
- Two sets available: 3-box set or 5-box set



	SKU	MSRP
3-Box Set (12in, 18in, 24in)	400-620-110	\$1,699.00
5-Box Set (3in, 6in, 12in, 18in, 24in)	400-620-111	\$1,999.00

## CLASSIC PLYO BOXES

Maximum stability and durability with their steel construction and fully welded frames.

- Tops are reinforced 3/4in plywood with non-slip surface to maximize safety
- Rubber bottoms protect floor
- Legs are constructed at a 6° angle to prevent tipping
- Stackable for easy storage
- Use both indoors and outdoors



	SKU	MSRP
4-Box Set (12in, 18in, 24in, 30in)	400-610-110	\$449.00
5-Box Set (12in, 18in, 24in, 30in, 36in)	400-610-111	\$589.00
6-Box Set (12in, 18in, 24in, 30in, 36in, 42in)	400-610-112	\$749.00



# RESISTANCE TRAINING



## SMART FITNESS CABLES AND SMART QUICK FLIP™ HANDLES

The interchangeable Fitness Cables and Smart Quick Flip Handles allow users to create their own resistance systems to strengthen and tone from head to toe. Add the door anchor for added angles and possibilities.

- Multi-layered: feel better and last longer than common extruded bands
- Use different cables for different exercises and ranges of motion or move up to the next resistance level as strength increases
- Patent-pending handle design makes cable changes faster and easier
- The “click” tells the user the cable is locked and secure
- Order cables and handles separately




### EASY CABLE INSERTION/REMOVAL

1. Simply lift the two sides of the flip-lock cable cups
2. Insert the cable plug through the hole (from the bottom)
3. Then push down on the cable cups until they “click” into their secured position under the cable plug
4. Repeat for each cable cup



	SKU	MSRP
10lb Fitness Cable (Teal)	400-230-001	\$5.00
20lb Fitness Cable (Purple)	400-230-002	\$6.00
30lb Fitness Cable (Pink)	400-230-003	\$7.00
40lb Fitness Cable (Magenta)	400-230-004	\$8.00
50lb Fitness Cable (Orange)	400-230-005	\$9.00
60lb Fitness Cable (Red)	400-230-006	\$10.00
70lb Fitness Cable (Yellow)	400-230-007	\$13.00
80lb Fitness Cable (Green)	400-230-008	\$15.00
90lb Fitness Cable (Blue)	400-230-009	\$17.00
100lb Fitness Cable (Black)	400-230-010	\$20.00
Quick Flip Handle - Single Pocket (1 Pair)	400-160-005	\$9.95
Quick Flip Handle - Triple Pocket (1 Pair)	400-160-006	\$14.95



## SMART GUARD™ SLEEVED TUBING

Rubber dipped tubing encased in nylon sheathing that enhances safety and comfort during resistance training.

- Sheath protects tubing from damage, UV light and drying out
- 4ft long
- Plastic handles with reinforced webbing straps



	SKU	MSRP
X-Light Tubing (Light Blue)	100-100-100	\$15.95
Light Tubing (Green)	100-100-101	\$17.95
Medium Tubing (Red)	100-100-102	\$18.95
Heavy Tubing (Blue)	100-100-103	\$19.95
X-Heavy Tubing (Black)	100-100-104	\$20.95
Ultra Heavy Tubing (Gray)	100-100-105	\$24.95



## SMART STRENGTH BANDS

Add assistance or resistance to any training routine. Use for assisted pullups, stretching and speed training.

- Highest quality strength bands available
- 40in long and 3/16in thick



	SKU	MSRP
XX-Light Band (Red)	400-710-110	\$15.00
X-Light Band (Black)	400-710-111	\$22.00
Light Band (Purple)	400-710-112	\$30.00
Medium Band (Green)	400-710-113	\$35.00
Heavy Band (Blue)	400-710-114	\$45.00
X-Heavy Band (Orange)	400-710-115	\$63.00
XX-Heavy Band (Gray)	400-710-116	\$75.00

# RESISTANCE TRAINING

## KIIO™ WALL GYM

An infinitely adjustable anchor system that allows simple and secure placement anywhere along the continuous track. Precise markings ensure consistency in assessment and training.

- 7ft stainless steel track; wall mounted to maximize floor space
- Patented anchors slide to any track position
- Triple pocket attachment for quick and secure connections
- Accepts cables, tubes, bands, and webbing
- D-ring gives infinite attachment flexibility
- Supports 250lbs

### Kiio Wall Gym Kit Includes:

- (2 each) 30in Resistance Cables - 20lb and 40lb
- (2) 60in Resistance Cables - 50lb
- (1 Pair) Triple Grip Handles
- (1) Arm/Leg Attachment
- (1) Wall Gym and Exercise Chart



### Kiio Wall Gym Complete Package Includes:

- (2 each) 30in Resistance Cables 10lb-100lb
- (2 each) 60in Resistance Cables 10lb-100lb
- (2 pairs) Quik Fit Handles
- (2 pairs) Exchange Handles
- (2 pairs) Triple Grip Handles
- (2) Arm/Leg Attachments
- (1) Wall Gym and Exercise Chart
- (1) Caddy



	SKU	MSRP
Kiio Wall Gym Kit	400-240-004	\$999.00
Kiio Wall Gym Complete Package	400-240-003	\$1,898.00
Kiio Caddy Only	400-240-002	\$249.00
Kiio Caddy Kit	400-240-005	\$899.00
Custom Logo for either Wall Gym or Caddy	LOGO CUSTOM	\$100.00



## KIIO™ CADDY

Organize and store your equipment. Cable resistance levels are clearly labeled for easy cable selection.

- Holds up to 80 cables and 20 handles or attachments
- Securely mounts to any wall with no visible hardware
- Quickly account for all equipment and controls cable chaos



### Kiio Caddy Kit Includes:

- (2 each) 30in Resistance Cables 10lb-100lb
- (2 each) 60in Resistance Cables 10lb-100lb
- (2 pairs) Quik Fit Handles
- (2 pairs) Exchange Handles
- (2 pairs) Triple Grip Handles
- (2) Arm/Leg Attachment
- (1) Caddy




## MINI FLAT BANDS

Great, lightweight training tool that easily goes anywhere you go. Perfect for Pilates, stretching, physical therapy, toning and strength training.

- Each band features extensibility for moderate load standing movement drills
- 2in wide, 11in long
- Sold in sets of 10 or in a pack of 3 that includes one of each resistance level



	SKU	MSRP
10 Pack Light Resistance (Yellow)	400-700-595	\$30.00
10 Pack Medium Resistance (Green)	400-700-575	\$32.00
10 Pack Heavy Resistance (Blue)	400-700-555	\$35.00
3 Pack (1 of each Resistance)	400-700-600	\$14.95



## LATERAL RESISTOR

Trains athletes to maintain proper positioning for lateral movements and strengthens muscles for lateral speed.

- Felt-padded ankle cuffs provide a comfortable fit
- 15in flexicord
- Quickly swap between athletes or circuit training



	SKU	MSRP
Light Lateral Resistor	400-520-410	\$31.00
Medium Lateral Resistor	400-520-411	\$31.50
Heavy Lateral Resistor	400-520-412	\$32.00

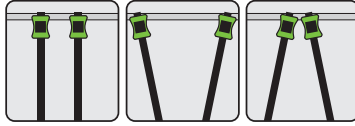


# FUNCTIONAL STRENGTH

## SMART STRAPS™ BODYWEIGHT TRAINER

The Smart Straps Bodyweight Trainer provides a smart way to train with your own bodyweight.

- 12 exercises printed directly on the straps for easy reference
- Effortless switch between arm and leg exercises with pre-formed handle and foot cuff combo
- 2 independent straps that are adjustable (both length and width) for desired difficulty levels and different exercises
- Quick anchor installation options
- Strap Connector joins the two straps to create free motion dynamic movement for muscle balance and core intensification



	SKU	MSRP
Smart Straps Bodyweight Training System	400-450-300	\$99.00

## SMART STRAPS™ WALL/CEILING MOUNT

For Mounting your Smart Straps Bodyweight Trainer to Walls, Ceilings or Overhead Beams.

The Smart Bodyweight Training Mount bracket can easily be attached to wall studs or ceiling beams to create a secure anchor for your Smart Straps and create a professional training station in any room.

The durable, high-grade steel bar (16in in length) allows you to place the individual Smart Straps at various widths for proper body position.



	SKU	MSRP
Bodyweight Training System - Wall/Ceiling Mount	400-450-304	\$79.00
Bodyweight Training System - Wall/Ceiling Mount Package	400-450-310	\$165.00

# FUNCTIONAL STRENGTH

## VTX VINYL DUMBBELLS AND RACK

The VTX Vinyl Dumbbells are functional tools that help increase strength, balance and coordination while performing multi-directional exercises.

- Cast iron, coated with thick vinyl for secure grip
- Prevents scratches on floors and surfaces
- Hexagonal shape prevents rolling
- Sold individually



	SKU	MSRP
3lb Vinyl Dumbbell	400-930-103	\$6.25
4lb Vinyl Dumbbell	400-930-104	\$8.50
5lb Vinyl Dumbbell	400-930-105	\$10.50
6lb Vinyl Dumbbell	400-930-106	\$12.50
7lb Vinyl Dumbbell	400-930-107	\$14.50
8lb Vinyl Dumbbell	400-930-108	\$17.00
9lb Vinyl Dumbbell	400-930-109	\$19.50
10lb Vinyl Dumbbell	400-930-110	\$21.00
12lb Vinyl Dumbbell	400-930-112	\$25.00
15lb Vinyl Dumbbell	400-930-115	\$31.00
Vinyl Dumbbell Rack (Holds 10 pair)	400-930-101	\$125.00

## VTX KETTLEBELLS AND RACK

Commercial-grade rubber encased Kettlebell is made of steel and features chrome handles.

- Total body workout with an emphasis on core stimulation
- Increase strength, agility, endurance and balance



	SKU	MSRP
8lb Kettlebell	425-100-100	\$21.99
10lb Kettlebell	425-100-101	\$25.99
15lb Kettlebell	425-100-102	\$39.99
20lb Kettlebell	425-100-103	\$51.99
25lb Kettlebell	425-100-104	\$63.99
30lb Kettlebell	425-100-105	\$76.99
35lb Kettlebell	425-100-106	\$89.99
40lb Kettlebell	425-100-107	\$104.99
45lb Kettlebell	425-100-108	\$114.99
50lb Kettlebell	425-100-109	\$125.99
Kettlebell Rack	425-100-110	\$299.00

## VTX SLAM BALLS

The VTX Slam Balls are built to absorb the energy of repeated slams with no bounce.

- Encased in tough rubber shell with an easy to grip surface
- Center of ball is filled with sand that shifts when slammed or thrown

	SKU	MSRP
10lb Slam Ball	400-930-510	35.00
15lb Slam Ball	400-930-515	40.00
20lb Slam Ball	400-930-520	52.00
25lb Slam Ball	400-930-525	60.00
30lb Slam Ball	400-930-530	70.00
35lb Slam Ball	400-930-535	98.00
40lb Slam Ball	400-930-540	109.00
50lb Slam Ball	400-930-550	117.00



## SMART MEDICINE BALLS™

The weighted center forces the user to use different muscle groups.

- 8 exercises are printed on the ball for easy reference
- Textured for a reliable grip; sturdy rubber construction



	SKU	MSRP
4lb Medicine Ball (Yellow)	400-150-001	\$39.99
6lb Medicine Ball (Orange)	400-150-002	\$45.99
8lb Medicine Ball (Green)	400-150-003	\$50.99
10lb Medicine Ball (Blue)	400-150-004	\$60.99
15lb Medicine Ball (Purple)	400-150-005	\$72.99



# FUNCTIONAL STRENGTH

## SMART CONDITIONING ROPE CADDY™



The Smart Conditioning Rope Caddy features Self-Guided exercises printed directly on the caddy for easy reference.

It is wall-mounted to easily keep the lengthy ropes organized and off the floor as well as provide the anchor point for the rope during exercises.

The unique, saddle-shaped anchor provides a smooth path for your rope to minimize wear and tear during exercises.

### Smart Conditioning Rope Caddy Package Includes:

- (1) Wall-Mounted Caddy
- (1) 30ft x 1.5in Diameter Conditioning Rope



	SKU	MSRP
Smart Conditioning Rope Caddy	400-205-200	\$199.00
Smart Conditioning Rope Caddy Package	400-205-210	\$329.00



## CONDITIONING ROPES

The Conditioning Rope combines high intensity and low impact movements with a full range of motion workout. Rope training was recently voted by Men's Health magazine as the best cardio workout.

- Durable 20/80 (Poly/Danline) blend that prevents fraying while still being flexible
- Conditioning Ropes help build stamina, gain lean muscle mass, burn fat and strengthen core muscles
- Available in black with 1.5in diameter



	SKU	MSRP
30ft Conditioning Rope	400-205-110	\$149.00
40ft Conditioning Rope	400-205-111	\$169.00



## SMART RECOVERY FOAM ROLLER™

This Foam Roller is used to release muscle tension before, during, and after workouts.

- 9 movements are printed on the foam roller for easy reference
- 2ft long: wide enough to use on backs
- Durable EPE polyethylene foam holds its shape
- Designed for moderate to heavy use

	SKU	MSRP
Smart Recovery Foam Roller	400-150-020	\$35.99



## THE GRID™ FOAM ROLLER

Designed for athletes and people of all body types - used to achieve a comprehensive core body workout to challenge core muscles as well as a self-massage tool. Massage lats, quads, lower back, or any other large muscle group.

- Constructed with less foam than other rollers
- Designed to withstand constant, heavy and repeated use without breaking down
- 13in long and 5in diameter

	SKU	MSRP
Grid Foam Roller (Orange)	400-800-075	\$39.99
Grid Foam Roller (Black)	400-800-070	\$39.99






# SPEED TRAINING

## SMART SPEED & WEIGHTED JUMP ROPES

Designed with a rubber grip handle that contours to the hands of the user, taking pressure off the wrist. Choose between these two ropes for a comfortable and challenging workout.

- Speed Rope is easy to maneuver and accelerate for a burst of max cardio
- Weighted Rope adds resistance to turn up the intensity
- Both jump ropes are adjustable; change the length to fit any height



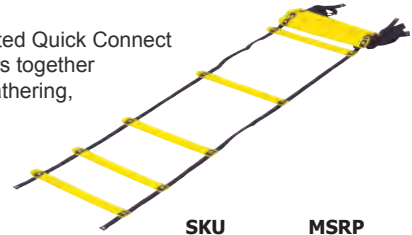
	SKU	MSRP
Smart Speed Jump Rope	400-540-310	\$19.00
Smart Weighted Jump Rope	400-540-320	\$24.00



## SMART ACCELERATION LADDER™

Designed to teach you to do one essential thing well: Accelerate.

- Increasing spaces between rungs to teach faster turnover and maximum stride length
- Flat, hard-plastic rungs
- Rung ends feature our new patented Quick Connect System to connect multiple ladders together
- The Smart Organizer simplifies gathering, releasing, and transporting
- 37ft total length (two segments)



	SKU	MSRP
Smart Acceleration Ladder	400-110-370	\$89.00



## VIPER 360 BELT SET

Premium belt that improves sprinting, leaping, and directional quickness.

- Padded belt with 1 Saturn ring and 3 stationary D-rings
- Quick transitions between resistance and assistance
- 8ft flexicord safely stretches to 20ft
- Handle/belt for a training partner

	SKU	MSRP
Medium (Waist 29-32in)	400-520-130	\$89.00
Large (Waist 32-36in)	400-520-131	\$89.00
X-Large (Waist 36in+)	400-520-132	\$89.00



## DIRECTIONAL SPEED TRAINER

Powerful lateral movement trainer that helps develop speed, stride length, and strength.

- Dual resistance, 24ft max stretch
- Explosive change-of-direction training: forward, backward and lateral
- Padded belt with 2 swivel rings, each 180° to allow full range of motion
- Safety cuffs that tether to wrist




	SKU	MSRP
Directional Speed Trainer	400-520-240	\$99.00

# SPEED TRAINING

## WORKHORSE HARNESS

Provides easy transitions between drills and the flexibility to train efficiently.

- 4 stationary D-rings and 1 Saturn ring for multi-directional training
- Durable and comfortable
- Heavy-duty construction
- Padded, adjustable shoulder straps and waist belt




	SKU	MSRP
Medium (130-170lb)	400-520-110	\$85.00
Large (170-210lb)	400-520-111	\$85.00
X-Large (210lb+)	400-520-112	\$85.00

## POWER PULL

Competitive training tool that focuses on the hip flexors to develop core strength, power and leg drive.

- Connected back-to-back
- Athletes fight for position while keeping a forward lean
- 2 heavy-duty padded harnesses
- 10ft nylon leash with steel clips on each end



	SKU	MSRP
Power Pull	400-520-180	\$89.00

## DUAL OVERSPEED TRAINER

Provides assistance and increases stride rate and length that are "learned" for use in non-assisted situations.

- 2 athletes perform tow sprints (single athlete secures to post)
- 2 adjustable waist belts
- Maximum stretch lengths: 20yd or 40yd
- For users over 140lbs



	SKU	MSRP
20yd Dual Overspeed Trainer	400-520-250	\$119.00
40yd Dual Overspeed Trainer	400-520-251	\$169.00

## TWIN TOW

Powerful speed, strength, and stamina through consistent interactive resistance and multi-directional movements.

- Resistance in all directions
- Durable 10ft nylon leash connects 2 adjustable 3ft diameter waist loops



	SKU	MSRP
Twin Tow	400-520-170	\$39.00

## QUICK-RELEASE LEASH

Combines fixed resistance with a release for explosive speed training.

- User providing resistance tugs red ripcord to release 10ft nylon leash
- Safe burst of speed without a dangling leash that may tangle in runner's legs
- Durable nylon leash with heavily reinforced stitching
- 10in wide easy-to-grip handle

Does NOT include belt or harness

Can be used with Sprint Resistor; order both for maximum training versatility.




	SKU	MSRP
Quick Release Leash	400-520-150	\$54.00

## SPRINT RESISTOR

Improves leg strength and speed by providing resistance to the desired intensity.

- 10ft nylon leash; heavy-duty stitching
- Padded H-style harness allows proper posture
- 10in wide easy-to-grip handle



	SKU	MSRP
Small (100-180lb)	400-520-160	\$54.00
Large (180-250lb)	400-520-161	\$54.00



# SELF-GUIDED AND SMART SPECIALTY RETAIL PROGRAM



## SPECIALTY RETAIL PROGRAM

Prism Fitness packages the key elements of our Self-Guided and Smart Product offering in professionally designed retail packaging meant to draw attention to your in-store functional fitness area. The packaging is built to be placed on shelves, hang from pegs, or placed neatly on near your counter space.

With the launch of our new Smart Strap Bodyweight Training System and our Smart Core Wheel in 2018, we are excited to provide a unique and innovative offering that will accelerate your retail sales.

## SMART IN-HOME BOOTCAMP PACKAGE

Our Boot Camp package offers a range of our Smart Products to suit every lifestyle and fitness aspiration, while doing it in the comfort of your home. Along with product, we'll provide boot camp workouts of your own via the Prism Fitness social media platforms.

### Includes:

- (1) 20lb, 30lb and 40lb Resistance Cables
- (1 pair) Quick Flip Handles
- (1) Smart Recovery Self-Guided Muscle Release Roller
- (1) Smart Speed Jump Rope
- (1) 6lb Medicine Ball
- (1) Medium Resistance Mini Band
- (1) 65cm Stability Ball
- (1) Kettlebell Sandbag
- (1) 6mm Exercise Mat

Learn more on Page 12.



## COMMERCIAL STORAGE SOLUTIONS



Utilize our Wall-Mounted commercial storage racks in your retail setting to better display our Self-Guided Exercise Mats, Stability Balls and Med Balls as well as sell as packages to your residential customers. Learn more on Pages 8 and 9.

## SELF-GUIDED ECONOMY PACKAGE



This popular commercial training package is perfect for storing and organizing product in a residential setting. It is a great way to introduce or enhance a functional training routine to your customers. Learn more on Page 7.


Please contact Prism Fitness at 608-845-8300 for details on our specialty retail offering, floor model program for storage units, and consultation on how to best merchandise the Prism Fitness functional training solutions.

CALL FOR PRICING AND DETAILS:

**608.845.8300**



# TOP INSTALLATION IMAGES OF 2018



CHECK OUT OUR WEEKLY FRIDAY FITNESS FEATURE  
[WWW.PRISMFITNESS.COM/BLOG-ARCHIVE](http://WWW.PRISMFITNESS.COM/BLOG-ARCHIVE)





**BACK COVER PHOTO FEATURES:**  
Functional Training Center (Pg 4 and 5)



608.845.8300  
PRISMFITNESSGROUP.COM




SKU	Product Name	MSRP/MAP	Catalog Page
<b>SMART Portable Boot Camp</b>			
400-130-290	Smart Cart Training System	\$1,895.00	12
400-180-665	Smart Fitness On-The-Go	\$275.00	12
<b>SMART Agility Training</b>			
400-110-100	Smart Modular Agility Ladder, 15'	\$59.00	16
400-110-370	Smart Modular Acceleration Ladder - <b>NEW FOR 2018</b>	\$89.00	16
400-110-400	Smart Indoor Ladder	\$89.00	16
<b>SMART Mobility Training</b>			
400-120-210	Smart Hurdle #1 (Set of 6)	\$95.00	13
400-120-230	Smart Hurdle #2 (Set of 6)	\$105.00	13
400-120-200	Smart Hurdle #3 (Set of 3)	\$165.00	13
400-120-220	Smart Hurdle #4 (Set of 3)	\$195.00	13
400-120-240	Smart Hurdle #5 (Set of 3)	\$209.00	13
400-130-620	Smart Hurdle Collection (Includes Cart)	\$1,695.00	13
400-120-640	Smart Hurdle Test, Large	\$89.00	13
400-120-650	Smart Hurdle Test, Medium	\$79.00	13
400-140-400	Smart Stick, Unweighted	\$15.00	13
400-140-405	Smart Stick, 5lb Weighted	\$19.00	13
400-140-410	Smart Stick, Unweighted (Set of 10)	\$150.00	13
400-140-415	Smart Stick, 5lb Weighted (Set of 10)	\$190.00	13
400-140-450	Smart Sticks Quiver - <b>NEW FOR 2018</b>	\$99.00	10, 13
400-140-451	Smart Stick Quiver Package - Unweighted - <b>NEW FOR 2018</b>	\$185.00	10
400-140-452	Smart Stick Quiver Package - 5lb Weighted - <b>NEW FOR 2018</b>	\$210.00	10
<b>Functional Training Center Packages</b>			
400-150-180	FTC 4 Section Package	\$7,995.00	4, 5
400-150-182	FTC 2 Section Package	\$3,895.00	4, 5
400-150-183	Corner Kit	\$495.00	4, 5
400-150-184	FTC 4 Section - Training Racks only	\$4,495.00	
400-150-185	FTC 2 Section - Training Racks only	\$2,495.00	

The MSRP/MAP column indicates the minimum published prices at which these products, purchased from Prism Fitness, may be advertised for sale to the end user. All dealers must promote these products at or above the Minimum Advertised Prices established by Prism Fitness. Prism Fitness reserves the right to adjust MSRP/MAP pricing (with 30 day notice) and will require our dealers to adjust their advertised prices to maintain consistency and fairness for all dealers. Our wholesale pricing is also subject to change with 30 day notice.





SKU	Product Name	MSRP/MAP	Catalog Page
<b>SMART Self-Guided Fitness</b>			
400-150-030	Smart Mat, 6mm (Black & Yellow)	\$50.00	14
400-150-031	Smart Mat, 16mm with Grommets (Blue)	\$54.00	14
400-150-001	Smart Med Ball, 4lb (Yellow)	\$39.00	15
400-150-002	Smart Med Ball, 6lb (Orange)	\$45.00	15
400-150-003	Smart Med Ball, 8lb (Green)	\$50.00	15
400-150-004	Smart Med Ball, 10lb (Blue)	\$60.00	15
400-150-005	Smart Med Ball 15lb (Purple) - <b>NEW FOR 2018</b>	\$69.00	3, 15
400-150-020	Smart Recovery Foam Roller	\$35.00	14, 25
400-150-010	Smart Stability Ball, 55cm (Yellow)	\$29.00	14
400-150-011	Smart Stability Ball, 65cm (Green)	\$34.00	14
400-150-012	Smart Stability Ball, 75cm (Blue)	\$39.00	14
400-460-210	Smart Core Ab Wheel w/ Mat - <b>NEW FOR 2018</b>	\$79.00	3, 15, 23
400-450-300	Smart Straps Body Weight Training System - <b>NEW FOR 2018</b>	\$99.00	3, 15, 21
400-150-056	Smart Soft Plyo Cube - 3-in-1 (20", 24", 30")	\$499.00	14, 17
<b>Self-Guided Commercial Packages</b>			
400-150-161	Self-Guided Commercial Package - Elite	\$2,540.00	6
400-150-131	Self-Guided Commercial Package - Deluxe	\$1,670.00	7
400-150-132	Self-Guided Commercial Package - Essential	\$1,025.00	6
400-150-133	Self-Guided Commercial Package - Economy	\$599.00	7
400-150-134	Smart Wall Mounted Mat Rack Package	\$599.00	8
400-150-162	Smart Wall Mounted Stability Ball Rack Package	\$329.00	8
400-150-163	Smart Wall Mounted Med Ball Rack Package	\$349.00	9
400-450-310	Smart Straps Ceiling/Wall Mount Package - <b>NEW FOR 2018</b>	\$165.00	10
400-205-210	Rope Caddy Package w/ 30' Conditioning Rope - <b>NEW FOR 2018</b>	\$399.00	10, 24
<b>Self-Guided Retail Packages</b>			
400-150-204	Smart In-Home Bootcamp (Product and Content)	\$299.00	12
<b>Resistance Training</b>			
400-230-001	5ft Fitness Cable, 10lb (Teal)	\$5.00	18
400-230-002	5ft Fitness Cable, 20lb (Purple)	\$6.00	18
400-230-003	5ft Fitness Cable, 30lb (Pink)	\$7.00	18



SKU	Product Name	MSRP/MAP	Catalog Page
<b>Resistance Training (Continued)</b>			
400-230-004	5ft Fitness Cable, 40lb (Magenta)	\$8.00	18
400-230-005	5ft Fitness Cable, 50lb (Orange)	\$9.00	18
400-230-006	5ft Fitness Cable, 60lb (Red)	\$10.00	18
400-230-007	5ft Fitness Cable, 70lb (Yellow)	\$13.00	18
400-230-008	5ft Fitness Cable, 80lb (Green)	\$15.00	18
400-230-009	5ft Fitness Cable, 90lb (Blue)	\$17.00	18
400-230-010	5ft Fitness Cable, 100lb (Black)	\$20.00	18
400-160-005	Smart Quick Flip Handle - Single (Pair)	\$9.95	18
400-160-006	Smart Quick Flip Handle - Triple (Pair)	\$14.95	18
400-230-020	Door Anchor Deluxe - <b>NEW for 2018</b>	\$8.99	3, 18
400-240-001	Kiio Fit Wall Gym Unit	\$979.00	9, 19
400-240-002	Kiio Fit Caddy Unit	\$249.00	9, 19
400-240-003	Kiio Fit Wall Gym & Caddy Complete Kit	\$1,898.00	9, 19
400-240-004	Kiio Fit Wall Gym Kit	\$999.00	9, 19
400-240-005	Kiio Fit Caddy Kit	\$899.00	19
400-240-006	Kiio Wall Gym Chart	\$59.00	19
100-100-100	Sleeved Tubing with Handle 4ft Very Light (5lb)	\$15.95	18
100-100-101	Sleeved Tubing with Handle 4ft Light (10lb)	\$17.95	18
100-100-102	Sleeved Tubing with Handle 4ft Medium (15lb)	\$18.95	18
100-100-103	Sleeved Tubing with Handle 4ft Heavy (20lb)	\$19.95	18
100-100-104	Sleeved Tubing with Handle 4ft Very Heavy (25lb)	\$20.95	18
100-100-105	Sleeved Tubing with Handle 4ft Ultra Heavy (35lb)	\$24.95	18
400-700-600	Mini Flat Bands 3-pk (Retail Packaging)	\$14.95	19
400-700-595	Mini Flat Bands, Set of 10 Light (Yellow)	\$30.00	19
400-700-575	Mini Flat Bands, Set of 10 Medium (Green)	\$32.00	19
400-700-555	Mini Flat Bands, Set of 10 Heavy (Blue)	\$35.00	19
400-710-110	Strength Band, XX-Light ( Red ) - 5-35lb	\$15.00	18
400-710-111	Strength Band, X-Light (Black ) - 10-50lb	\$22.00	18
400-710-112	Strength Band, Light (Purple) - 25-80lb	\$30.00	18
400-710-113	Strength Band, Medium (Green) - 50-120lb	\$35.00	18
400-710-114	Strength Band, Heavy (Blue) - 60-150lb	\$45.00	18
400-710-115	Strength Band, X-Heavy (Orange) - 70-175lb	\$63.00	18
400-710-116	Strength Band, XX-Heavy (Gray) - 80-200lb	\$75.00	18
400-520-410	Lateral Resistor, Light	\$31.00	19
400-520-411	Lateral Resistor, Medium	\$31.50	19
400-520-412	Lateral Resistor, Heavy	\$32.00	19





SKU	Product Name	MSRP/MAP	Catalog Page
<b>Functional Strength</b>			
400-369-020	Hyperwear Sandbell, 2lb	\$11.00	20
400-369-040	Hyperwear Sandbell, 4lb	\$13.00	20
400-369-060	Hyperwear Sandbell, 6lb	\$16.00	20
400-369-080	Hyperwear Sandbell, 8lb	\$20.00	20
400-369-100	Hyperwear Sandbell, 10lb	\$25.00	20
400-369-120	Hyperwear Sandbell, 12lb	\$30.00	20
400-369-150	Hyperwear Sandbell, 15lb	\$36.00	20
400-369-200	Hyperwear Sandbell, 20lb	\$48.00	20
400-369-250	Hyperwear Sandbell, 25lb	\$59.00	20
400-369-300	Hyperwear Sandbell, 30lb	\$70.00	20
400-369-400	Hyperwear Sandbell, 40lb	\$90.00	20
400-369-500	Hyperwear Sandbell, 50lb	\$100.00	20
400-373-010	Hyperwear Vest Pro, Small	\$199.99	20
40-373-020	Hyperwear Vest Pro, Medium	\$199.99	20
400-373-030	Hyperwear Vest Pro, Large	\$199.99	20
400-373-040	Hyperwear Vest Pro, XL	\$199.99	20
400-373-050	Hyperwear Vest Pro, XXL	\$219.99	20
400-373-005	Hyperwear Vest Pro, 5lb Booster Pack	\$39.99	20
400-930-102	Vinyl Dumbbell, 2lb (Purple)	\$4.25	22
400-930-103	Vinyl Dumbbell, 3lb (Green)	\$6.25	22
400-930-104	Vinyl Dumbbell, 4lb (Light Blue)	\$8.50	22
400-930-105	Vinyl Dumbbell, 5lb (Dark Blue)	\$10.50	22
400-930-106	Vinyl Dumbbell, 6lb (Red)	\$12.50	22
400-930-107	Vinyl Dumbbell, 7lb (Dark Purple)	\$14.50	22
400-930-108	Vinyl Dumbbell, 8lb (Black)	\$17.00	22
400-930-109	Vinyl Dumbbell, 9lb (Yellow)	\$19.50	22
400-930-110	Vinyl Dumbbell, 10lb (Orange)	\$21.00	22
400-930-112	Vinyl Dumbbell, 12lb (Violet)	\$25.00	22
400-930-115	Vinyl Dumbbell, 15lb (Dark Green)	\$31.00	22
400-930-101	Vinyl Dumbbell Rack	\$125.00	22



SKU	Product Name	MSRP/MAP	Catalog Page
<b>Functional Strength (Continued)</b>			
425-100-100	VTX Rubber KB 8lb	\$21.99	22
425-100-101	VTX Rubber KB 10lb	\$25.99	22
425-100-102	VTX Rubber KB 15lb	\$39.99	22
425-100-103	VTX Rubber KB 20lb	\$51.99	22
425-100-104	VTX Rubber KB 25lb	\$63.99	22
425-100-105	VTX Rubber KB 30lb	\$76.99	22
425-100-106	VTX Rubber KB 35lb	\$89.99	22
425-100-107	VTX Rubber KB 40lb	\$104.99	22
425-100-108	VTX Rubber KB 45lb	\$114.99	22
425-100-109	VTX Rubber KB 50lb	\$125.99	22
425-100-110	VTX Vertical Kettle Bell Rack	\$299.00	22
400-930-120	4lb Leather Wall Ball	\$59.99	22
400-930-125	6lb Leather Wall Ball	\$64.99	22
400-930-130	8lb Leather Wall Ball	\$69.99	22
400-930-135	10lb Leather Wall Ball	\$74.99	22
400-930-140	12lb Leather Wall Ball	\$79.99	22
400-930-145	14lb Leather Wall Ball	\$84.99	22
400-930-150	16lb Leather Wall Ball	\$89.99	22
400-930-155	18lb Leather Wall Ball	\$94.99	22
400-930-160	20lb Leather Wall Ball	\$99.99	22
400-400-006	Brute Force Sandbag Training - Functional	\$119.00	20
400-205-110	Power Conditioning Rope, 30', 1.5" Diameter	\$139.00	24
400-205-111	Power Conditioning Rope, 40', 1.5" Diameter	\$159.00	24
400-205-200	Smart Self-Guided Conditioning Rope Caddy - <b>NEW FOR 2018</b>	\$299.00	24
400-205-210	Smart Self-Guided Conditioning Rope Caddy Package - <b>NEW 2018</b>	\$399.00	24
400-910-110	Lifting Chains 22lb 1/2" (Pair)	\$129.99	23
400-910-112	Lifting Chains 30lb 5/8" (Pair)	\$159.99	23
400-910-111	Lifting Chains 52lb 3/4" (Pair)	\$199.99	23
400-640-130	Hi-Lo Combo Sled	\$499.00	22
400-640-110	Compact Power Sled	\$340.00	22
425-100-006	Wall Mounted Chin-Up Bar	\$249.00	23





SKU	Product Name	MSRP/MAP	Catalog Page
<b>Plyometric Training</b>			
400-610-110	Classic Plyo Box, 4 Box Set (12,18,24,30")	\$449.00	17
400-610-111	Classic Plyo Box, 5 Box Set (12,18,24,30,36")	\$589.00	17
400-610-112	Classic Plyo Box, 6 Box Set (12-42")	\$749.00	17
400-610-136	Classic Plyo 6"	\$99.00	17
400-610-137	Classic Plyo 12"	\$119.00	17
400-610-138	Classic Plyo 18"	\$145.00	17
400-610-139	Classic Plyo 24"	\$165.00	17
400-610-140	Classic Plyo 30"	\$179.00	17
400-610-141	Classic Plyo 36"	\$195.00	17
400-610-142	Classic Plyo 42"	\$229.00	17
400-620-110	Foam Plyo Set 3 Box Set (12,18, 24")	\$1,699.00	17
400-620-111	Foam Plyo Set 5 Box Set (3, 6, 12,18, 24")	\$1,999.00	17
400-150-056	Smart Soft Plyo Cube - 3-in-1 (20", 24", 30")	\$499.00	14, 17
<b>Balance and Stability</b>			
400-600-100	Terra Core	\$279.00	11
400-600-110	Terra Core Rack (Holds 6 Terra Core) - <b>NEW FOR 2018</b>	\$299.00	11
400-340-001	Classic Balance Board - <b>NEW FOR 2018</b>	\$35.96	11
400-340-003	Professional Balance Board - <b>NEW FOR 2018</b>	\$63.95	11
400-340-010	Ball Chair Frame - <b>NEW FOR 2018</b>	\$99.95	11
400-340-005	Soft Board - Advanced - <b>NEW FOR 2018</b>	\$107.95	11
<b>Rehab and Recovery Product</b>			
400-800-075	The Grid Foam Roller - Orange	\$39.99	25
400-800-070	The Grid Foam Roller - Black	\$39.99	25
400-800-076	TP Therapy - The Grid 2.0 - Black - <b>NEW FOR 2018</b>	\$64.99	25
400-800-078	TP Therapy - The Grid 2.0 - Orange - <b>NEW FOR 2018</b>	\$64.99	25
400-800-045	TP Grid Ball - <b>NEW FOR 2018</b>	\$19.99	25
400-800-055	TP Therapy - AcuCurve Cane- <b>NEW FOR 2018</b>	\$19.99	25
400-800-050	TP Therapy - Grid STK Foam Roller - Orange - <b>NEW FOR 2018</b>	\$19.99	25
400-800-100	TP Therapy - Nano foot Roller - Orange - <b>NEW FOR 2018</b>	\$24.99	25
400-800-101	TP Therapy - Nano foot Roller - Black - <b>NEW FOR 2018</b>	\$24.99	25



SKU	Product Name	MSRP/MAP	Catalog Page
<b>Speed Training Product</b>			
400-540-310	Smart Jump Rope, Speed	\$19.00	26
400-540-320	Smart Jump Rope, Weighted	\$24.00	26
400-520-110	Workhorse Harness, Medium	\$85.00	27
400-520-111	Workhorse Harness, Large	\$85.00	27
400-520-112	Workhorse Harness, X-Large	\$85.00	27
400-520-120	Heavy Duty Sled Harness	\$85.00	22
400-520-130	Viper 360 Belt Set, Medium	\$89.00	26
400-520-131	Viper 360 Belt Set, Large	\$89.00	26
400-520-132	Viper 360 Belt Set, X-Large	\$89.00	26
400-520-160	Sprint Resistor Trainer, Small	\$54.00	27
400-520-161	Sprint Resistor Trainer, Large	\$54.00	27
400-520-150	Quick-Release Leash	\$54.00	27
400-520-170	Twin Tow	\$39.00	27
400-520-180	Power Pull	\$89.00	27
400-520-240	Directional Speed Trainer	\$99.00	26
400-520-250	Dual Overspeed Trainer, 20yd	\$119.00	27
400-520-251	Dual Overspeed Trainer, 40yd	\$169.00	27
<b>Smart Fitness Storage Solutions</b>			
400-150-166	Self-Guided Elite Storage Tower (Tower Only)	\$1,495.00	6
400-150-135	Self-Guided Deluxe Storage Tower (Tower only)	\$1,050.00	7
400-150-136	Self-Guided Essential Storage Tower (Tower only)	\$650.00	6
400-150-137	Self-Guided Economy Tower (Tower only)	\$349.00	7
400-150-139	Smart Wall Mounted Mat Rack (Rack only)	\$116.00	8
400-150-167	Smart Wall Mounted Stability Ball Rack (Rack only)	\$229.00	8
400-150-168	Smart Wall Mounted Med Ball Rack (Rack only)	\$159.00	9
400-450-304	Smart Strap Ceiling/Wall Mount - <b>NEW FOR 2018</b>	\$79.00	10, 21
400-205-200	Smart Rope Caddy (Caddy only) - <b>NEW FOR 2018</b>	\$299.00	3, 10, 24
400-130-270	Smart Cart (Cart Only)	\$595.00	





























# CT900ENT TREADMILL



12 Groove Poly-V Belt

The CT900ENT Treadmill combines the workhorse quality and construction of the CT900 with the beauty and innovation of the entertainment display for TV, web browsing and music streaming. With a 15.6" touchscreen display, this console features intuitive function and design to make it quick and easy to get on and go. Robust construction and premium-grade components give users a smooth workout experience, while giving owners the peace-of-mind to know their equipment will live up to the rigors of consistent use.

## CT900ENT TREADMILL

- Oversize pulleys and 12 groove poly-v belt with tensioning idler reduce stress on the system for added reliability
- Double-sided .5mm phenolic coated deck, 3.0" rollers and multi-ply Habasit® belt combine to provide a low maintenance system for thousands of miles
- Polyurethane shock absorbers ensure just the right amount of cushioning
- Roomy 22" x 62" workout surface offers clients plenty of room for a comfortable workout
- Industrial, 5.0 horsepower AC drive system provides power and longevity



Integrated adjustable fan for workout comfort

15.6" touchscreen display with multiple viewing modes

Tablet friendly reading rack holder

Accessory trays for secure placement of water bottles, keys, smartphones, etc.

Ergonomically friendly hand grips for pulse tracking



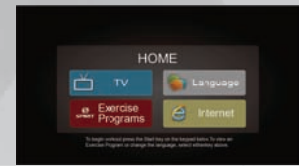
**TV** Watch your favorite TV shows right on the console, control the volume, and switch channels by tapping the virtual buttons on the screen.



**DISPLAY** The system provides 3 different viewing modes (Simple, Track, Dashboard) to fine tune your workout experience.



**INTERNET** Easily access preselected websites and online apps such as YouTube, Facebook, and Twitter through the internet on the touchscreen.



**SETTINGS** The console is fully configurable with in-depth console settings. Easily set up the internet connections and modify what websites are available for the user. Also, customize the TV settings, perform diagnostics and maintenance, change default language, update software version, and more.

# CT900ENT TREADMILL

## EQUIPMENT SPECIFICATIONS

<b>Console</b>	15.6" touchscreen display, TV tuner with coaxial or HDMI input, wifi 802.11 b/g/n or ethernet, 3.5mm headphone jack, bluetooth 4.0, USB service port
<b>Programs</b>	manual, interval, 5k, 10k, calorie, hill, fat burn, cardio, Gerkin Protocol Fit Test, 6 military readiness tests (Army, Navy, Air Force, Marines, Coast Guard, PEB), 2 HR, custom
<b>Heart Rate</b>	contact and telemetric compatible (chest strap sold separately)
<b>Speed/Incline</b>	0.5 – 12 mph / 0 – 15%
<b>Power</b>	120 volts (NEMA 5–20P electrical cord); 20-amp circuit recommended
<b>Drive System</b>	5.0HP AC drive system
<b>Deck</b>	1" phenolic, double-sided, wax-coated
<b>Cushion</b>	polyurethane shock absorbers
<b>Belt</b>	22" x 62", Habasit® commercial, multi-ply
<b>Rollers</b>	3.0"
<b>Frame</b>	epoxy hybrid, double powder coated, heavy gauge high strength steel
<b>Dimensions</b>	84" x 35" x 62"
<b>Product Weight</b>	473 lbs.
<b>Max User Weight</b>	450 lbs.

## WARRANTY INFORMATION

**Commercial (All Facilities)** – Lifetime frame, 10 years motor; 3 years parts and labor





# CT900 TREADMILL



12 Groove Poly-V Belt



Optional TV Bracket (TV not included)

Robust construction and commercial-grade components make the CT900 the standard for any treadmill to measure against. Specifications for the rollers, belt and deck were meticulously chosen to give users a smooth workout experience. Powder-coated steel, powerful motor, and outstanding warranty allow owners to rest assured they have products that will stand the test of time.

## CT900 TREADMILL

- Oversize pulleys and 12 groove poly-v belt with tensioning idler reduce stress on the system for added reliability
- Double-sided .5mm phenolic coated deck, 3.0" rollers and multi-ply Habasit® belt combine to provide a low maintenance system for thousands of miles
- Roomy 22" x 62" workout surface offers clients plenty of room for a comfortable workout
- Industrial, 5.0 horsepower AC drive system provides power and longevity
- Polyurethane shock absorbers ensure just the right amount of cushioning



# CT900 TREADMILL

## EQUIPMENT SPECIFICATIONS

<b>Console</b>	premium, ultra-bright blue LED display with built in fan, integrated reading rack with C-Safe port and power port for TV remote, heart rate graph bar
<b>Programs</b>	manual, hill, 5K, HR, fat burn, cardio, HIIT, interval, fitness tests (Gerkin, WFI, Army PFT, Navy PRT, Air Force, Marine PRT, Physical Therapy PEB, Coast Guard, Chester)
<b>Heart Rate</b>	contact and telemetric compatible (chest strap sold separately)
<b>Speed/Incline</b>	0.5 – 12 mph / 0 – 15%
<b>Power</b>	120 volt (NEMA 5-20P electrical cord); 20-amp circuit recommended
<b>Drive System</b>	5.0 HP AC drive with grade H insulation
<b>Deck</b>	1" phenolic, double-sided, wax-coated
<b>Cushion</b>	polyurethane shock absorbers
<b>Belt</b>	22" x 62", habasit® commercial, multi-ply
<b>Rollers</b>	3.0"
<b>Frame</b>	epoxy hybrid, double powder coated, heavy gauge high strength steel
<b>Dimensions</b>	84" x 35" x 60"
<b>Product Weight</b>	473 lbs.
<b>Max User Weight</b>	450 lbs.

## WARRANTY INFORMATION

**Commercial (All Facilities)** – Lifetime frame, 10 years motor; 3 years parts and labor





# CT850ENT TREADMILL



OPTIONAL EXTENDED HANDRAILS

*Designed on the solid CT850 platform, the **CT850ENT** treadmill incorporates touchscreen technology on an oversized 15.6" entertainment display. TV, web browsing, and music streaming are all made possible within a user interface that is easy to use and adaptable to nearly any facility. The cool running, brushless 4.0 horse power AC drive motor adds to the reliability of the treadmill while providing the torque and smooth continuous power required by the unique needs of its users.*

## **CT850ENT** TREADMILL

- Large 15.6" touchscreen with TV, web browsing, and music streaming
- 3 different workout display modes give users a variety of workout feedback
- Spacious 22" x 60" workout area to accommodate tall individuals
- Multi-ply Habasit® commercial belt for superior belt life
- Maintenance free, hard wax deck system provides hassle free use for thousands of miles
- Large aluminum side rails for stable support, easy cleaning and an elegant design
- Contact and telemetric heart rate options to help keep clients in their effective training zone



Fan to keep you cool

Oversized 15.6" touchscreen display with TV, web browsing, and audio streaming

Tablet friendly reading rack holder

Convenient water bottle holder and cargo compartment for keys, phone, or MP3 player

Ergonomically correct contact heart rate grips



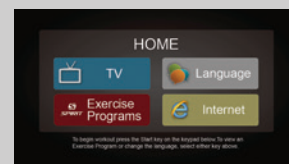
**TV** Watch your favorite TV shows right on the console, control the volume, and switch channels by tapping the virtual buttons on the screen.



**DISPLAY** The system provides 3 different viewing modes (Simple, Track, Dashboard) to fine tune your workout experience.



**INTERNET** Easily access preselected websites and online apps such as YouTube, Facebook, and Twitter through the internet on the touchscreen.



**SETTINGS** The console is fully configurable with in-depth console settings. Easily set up the internet connections and modify what websites are available for the user. Also, customize the TV settings, perform diagnostics and maintenance, change default language, update software version, and more.

## CT850ENT CONSOLE FEATURES

The CT850ENT features a modern 15.6" touchscreen display and electronics package that allows your clients to watch TV, browse the web, and stream their favorite music. Preset programs include a wide variety of popular workouts for the average user while fitness tests, heart rate programs and a custom program are available for more serious users.

## EQUIPMENT SPECIFICATIONS

CONSOLE	15.6" touchscreen display, TV tuner with coaxial or HDMI input, wifi 802.11 b/g/n or ethernet, 3.5mm headphone jack, bluetooth 4.0, USB service port
PROGRAMS	manual, interval, 5k, 10k, calorie, hill, fat burn, cardio, Gerkin Protocol Fit Test, 6 military readiness tests (Army, Navy, Air Force, Marines, PEB, Coast Guard), 2 HR, custom
HEART RATE	contact and telemetric compatible (chest strap sold separately)
SPEED/INCLINE	0.5 – 12 mph / 0 – 15%
POWER	120 volts (NEMA 5–20P electrical cord); 20-amp circuit recommended
DRIVE MOTOR	4.0 HP AC drive with grade H insulation
DECK	1" phenolic, double-sided, wax-coated
BELT	22" x 60", Habasit® commercial, multi-ply
ROLLERS	3.0"
FRAME	heavy-gauge high-strength steel with durable powder-coat paint, aluminum side rails
DIMENSIONS	84" x 35" x 57"
PRODUCT WEIGHT	406 lbs.
MAX USER WEIGHT	450 lbs.

## WARRANTY INFORMATION

Commercial (Non-dues Paying Facilities) – Lifetime frame, 5 years motor, deck and parts, and 2 years labor  
Console – 3 years parts and 1 year labor



OPTIONAL EXTENDED HANDRAILS



OPTIONAL TV BRACKET (TV NOT INCLUDED)

*Designed to withstand the rigors of a commercial fitness environment, the **CT850** features a heavy-duty steel frame, a durable powder coat finish and large steel console masts for ultimate stability and durability. The cool running, brushless 4.0 horse power AC drive motor adds to the reliability of the treadmill while providing the torque and smooth continuous power required by the unique needs of its users.*

## **CT850** TREADMILL

- Spacious 22" x 60" workout area to accommodate tall individuals
- Bright, tri-color LED display is easy to use and consistent with other Spirit Fitness C-Series products
- Ten-digit key pad for easy program set-up and direct speed and incline adjustments during use
- Contact and telemetric heart rate options to help keep clients in their effective training zone
- Multi-ply Habasit® commercial belt for superior belt life
- Maintenance free, hard wax deck system provides hassle free use for thousands of miles
- Large aluminum side rails for stable support, easy cleaning and an elegant design
- C-safe power and communication capabilities for A/V control

**CT850** TREADMILL







## CT850 CONSOLE FEATURES

The CT850 features an electronics package that is easy to read and easy to use. The large 10 x 24 dot matrix display, 6 individual feedback windows, and convenient heart rate bar provide constant feedback. Ten motivating preset programs have their own individual keys for quick and easy setup including fitness tests, heart rate programs and a custom program. The fitness test programs include a Gerkin Protocol Fitness Test and four military readiness programs (Army, Navy, Air Force, Marines). User comfort was considered with the addition of the turbo cooling fan, five convenient accessory trays and ergonomically positioned heart rate grips.

## EQUIPMENT SPECIFICATIONS

CONSOLE	large red LED matrix with separate LED info windows, quick speed and incline keys, LED heart rate bar, and integrated tablet friendly reading rack
PROGRAMS	manual, interval, 5k, 10k, calorie, hill, fat burn, cardio, Gerkin Protocol Fit Test, 4 military readiness tests (Army, Navy, Air Force, Marines), 2 hour, custom
HEART RATE	contact and telemetric compatible (chest strap sold separately)
SPEED/INCLINE	0.5 – 12 mph / 0 – 15%
POWER	120 volts (NEMA 5-20P electrical cord); 20-amp circuit recommended
DRIVE MOTOR	4.0 HP AC drive with grade H insulation
DECK	1" phenolic, double-sided, wax-coated
BELT	22" x 60", Habasit® commercial, multi-ply
ROLLERS	3.0"
FRAME	heavy-gauge high-strength steel with durable powder-coat paint, aluminum side rails
DIMENSIONS	84" x 35" x 57"
PRODUCT WEIGHT	397 lbs.
MAX USER WEIGHT	450 lbs

## WARRANTY INFORMATION

Commercial (Non-dues Paying Facilities) – Lifetime frame, 5 years motor, deck, and parts, and 2 years labor



# CT800 TREADMILL



OPTIONAL EXTENDED HANDRAILS



OPTIONAL TV BRACKET (TV NOT INCLUDED)

*The **CT800** is stout and extremely durable, weighing in at over 350 lbs. The combination of the heavy-duty steel frame and aluminum console masts and side rails make it comparable to treadmills at much higher price points in the commercial market. The large workout area makes this model very appealing to walkers and runners.*

## **CT800** TREADMILL

- Bright, tri-color LED console with programming very similar to our other C-series consoles
- Direct speed and incline keys to save time and make workouts more efficient
- Contact and wireless heart rate options to help keep clients in their safe and effective training zone
- Dual-drive motor cooling fans to protect and extend the life of the motor and control board
- Maintenance free, hard wax deck system provides hassle free use for thousands of miles
- Spacious 22"x 60" workout area to accommodate tall individuals
- Multi-ply Habasit® commercial belt for superior belt life
- C-safe power and communication capabilities for A/V control





## CT800 CONSOLE FEATURES

As with any product, a major importance is the user interface. We focused on making everything easily accessible and comfortable: A storage tray for a phone, keys, or an MP3 player, ergonomically friendly pulse grip handles for a more natural hand position, and a turbo cooling fan to keep your clients cool and encourage them to work out longer. Our large, easy-to-read console gives your clients constant feedback from calories to distance to time.

## EQUIPMENT SPECIFICATIONS

CONSOLE	large blue LED matrix with 4 separate LED info windows, 20-character LED message center, LED heart rate bar, C-safe compatible, tablet friendly reading rack
PROGRAMS	manual, interval, 5k, hill, fat burn, cardio, fit test, Gerkin Protocol Fit Test, 4 military readiness tests (Army, Navy, Air Force, Marines), 2 HR, custom
HEART RATE	contact and telemetric compatible (chest strap sold separately)
SPEED/INCLINE	0.5 – 12 mph / 0 – 15%
POWER	120 volts (NEMA 5–15P electrical cord); 15-amp circuit recommended
DRIVE MOTOR	4.0 HP DC drive with grade H insulation
DECK	1" phenolic, double-sided, wax-coated
BELT	22" x 60", Habasit® commercial, multi-ply
ROLLERS	3.0"
FRAME	heavy-gauge high-strength steel with durable powder-coat paint, aluminum masts and side rails
DIMENSIONS	84" x 35" x 57"
PRODUCT WEIGHT	353 lbs.
MAX USER WEIGHT	450 lbs.

## WARRANTY INFORMATION

Commercial (Non-dues Paying Facilities) – Lifetime frame, 5 years motor, deck, and parts, and 2 years labor





# CE900ENT ELLIPTICAL TRAINER



2-Degree Inversion

Created to work out with comfort and ease, the CE900ENT features the Spirit signature entertainment console for media at your fingertips. Users can watch TV, browse the internet or stream audio while working on their fitness with this 10.1" touchscreen display. This elliptical features a smooth pedal motion to minimize joint stress. The robust drive train system is not only durable, but designed to stand the test of time. Combine that with the 2-degree inversion of the pedals for an ergonomic foot path.

## **CE900ENT** ELLIPTICAL TRAINER

- Extra wide, 12 groove poly-v belt with roller bearing tensioner system to provide smooth feel and long product life
- 30 lbs. flywheel with a 12:1 pedal to flywheel ratio creates the perfect balance for smooth stride motion at any speed/resistance level
- 21" stride length with exclusive 2-degree pedal inversion to assure a comfortable motion
- Industrial grade 72mm roller bearings assure for long life and added reliability
- 40 levels of resistance will keep your clients engaged during their entire workout

Integrated adjustable fan for workout comfort

10.1" touchscreen display with multiple viewing modes

Tablet friendly reading rack holder

Accessory tray for secure placement of keys, smartphones, etc.



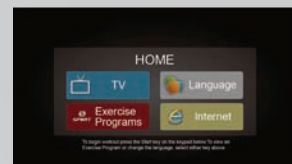
**TV** Watch your favorite TV shows right on the console, control the volume, and switch channels by tapping the virtual buttons on the screen.



**DISPLAY** The system provides 3 different viewing modes (Simple, Track, Dashboard) to fine tune your workout experience.



**INTERNET** Easily access preselected websites and online apps such as YouTube, Facebook, and Twitter through the internet on the touchscreen.



**SETTINGS** The console is fully configurable with in-depth console settings. Easily set up the internet connections and modify what websites are available for the user. Also, customize the TV settings, perform diagnostics and maintenance, change default language, update software version, and more.

# CE900ENT ELLIPTICAL TRAINER

## EQUIPMENT SPECIFICATIONS

<b>Console</b>	10.1" touchscreen display, TV tuner with coaxial or HDMI input, wifi 802.11 b/g/n or ethernet, 3.5mm headphone jack, bluetooth 4.0, USB service port
<b>Programs</b>	manual, hill, fat burn, cardio, strength, interval, fit test, HR, constant power, custom
<b>Heart Rate</b>	contact and telemetric compatible (chest strap sold separately)
<b>Resistance</b>	40 levels
<b>Stride</b>	21"
<b>Brake</b>	EMS brake
<b>Flywheel System</b>	30 lbs. with 12:1 pedal to flywheel ratio
<b>Power</b>	120 volts; 15-amp circuit recommended
<b>Drive Train</b>	extra wide 12 groove poly-v belt with roller bearing and pulley tensioner
<b>Pedals</b>	oversized with 2-degree inversion
<b>Frame</b>	epoxy hybrid, double powder coated heavy gauge high strength steel
<b>Dimensions</b>	77" x 32" x 67"
<b>Product Weight</b>	396 lbs.
<b>Max User Weight</b>	450 lbs.

## WARRANTY INFORMATION

**Commercial (All Facilities)** – Lifetime frame, 5 years EMS brake, 3 years parts and labor



# CE900 ELLIPTICAL TRAINER



2-Degree Inversion



Optional TV Bracket (TV not included)

Workout comfort and performance were top of mind when the CE900 Elliptical was developed. From stride length and hand grips to pedal placement and flywheel inertia, this elliptical combines fit and function in one robust machine. With an outstanding warranty, owners can feel secure they've made a solid investment in their users' experience and their bottom line.

## CE900 ELLIPTICAL TRAINER

- 30 lbs. flywheel with a 12:1 pedal to flywheel ratio creates the perfect balance for smooth stride motion at any speed/resistance level
- Extra wide, 12 groove poly-v belt with roller bearing tensioner system to provide smooth feel and long product life
- 21" stride length with exclusive 2-degree pedal inversion to assure a comfortable motion
- Industrial grade 72mm roller bearings assure for long life and added reliability
- Generator system allows the unit to be placed in any location





## CE900 ELLIPTICAL TRAINER

### EQUIPMENT SPECIFICATIONS

<b>Console</b>	premium, ultra-bright blue LED display with built in fan, integrated reading rack with C-safe port and power port for TV remote, heart rate graph
<b>Programs</b>	manual, hill, fat burn, HR, HIIT, cardio, interval, watts, strength
<b>Heart Rate</b>	contact and telemetric compatible (chest strap sold separately)
<b>Resistance</b>	40 levels
<b>Stride</b>	21"
<b>Power</b>	self-generating
<b>Drive Train</b>	extra wide, 12 groove poly-v belt with roller bearing and pulley tensioner
<b>Flywheel System</b>	30 lbs. with 12:1 pedal to flywheel ratio
<b>Pedals</b>	oversized with 2-degree inversion
<b>Frame</b>	epoxy hybrid, double powder coated, heavy gauge high strength steel
<b>Dimensions</b>	77" x 32" x 67"
<b>Product Weight</b>	396 lbs.
<b>Max User Weight</b>	450 lbs.

### WARRANTY INFORMATION

**Commercial (All Facilities)** – Lifetime frame, 5 years generator, 3 years parts, and labor



# CE800ENT ELLIPTICAL TRAINER



*Designed on the solid CE800 platform, the **CE800ENT** elliptical trainer incorporates touchscreen technology on a large 10.1" entertainment display. TV, web browsing, and music streaming are all made possible within a user interface that is easy to use and adaptable to nearly any facility. The CE800ENT was specifically engineered for the commercial environment, from its heavy-duty steel frame to its durable powder coat paint finish. Its design focuses on convenience, comfort, reliability, and aesthetic appeal.*

## **CE800ENT** ELLIPTICAL TRAINER

- Large 10.1" touchscreen with TV, web browsing, and music streaming
- 3 different workout display modes give users a variety of workout feedback
- Smooth, quiet 20" stride, which is the optimal distance for the average user
- Dual rollers on each pedal arm for a sturdier base
- 2 degrees of inversion at each foot pedal places the user in an anatomically correct position
- 40 levels of resistance to satisfy the needs of beginners or advanced exercisers



Fan to keep you cool

Large 10.1" touchscreen display with TV, web browsing, and audio streaming

Tablet friendly reading rack holder

Convenient cargo compartment for keys, phone, or MP3 player



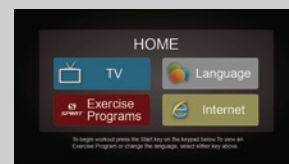
**TV** Watch your favorite TV shows right on the console, control the volume, and switch channels by tapping the virtual buttons on the screen.



**DISPLAY** The system provides 3 different viewing modes (Simple, Track, Dashboard) to fine tune your workout experience.



**INTERNET** Easily access preselected websites and online apps such as YouTube, Facebook, and Twitter through the internet on the touchscreen.



**SETTINGS** The console is fully configurable with in-depth console settings. Easily set up the internet connections and modify what websites are available for the user. Also, customize the TV settings, perform diagnostics and maintenance, change default language, update software version, and more.

## CE800ENT CONSOLE FEATURES

The CE800ENT features a modern 10.1" touchscreen display and electronics package that allows your clients to watch TV, browse the web, and stream their favorite music. Preset programs include a wide variety of popular workouts for the average user while heart rate programs and a custom program are available for more serious users. Ergonomically friendly pulse grip handles are within reach for a more natural hand position while a turbo cooling fan keeps your clients cool to encourage them to work out longer.

## EQUIPMENT SPECIFICATIONS

CONSOLE	10.1" touchscreen display, TV tuner with coaxial or HDMI input, wifi 802.11 b/g/n or ethernet, 3.5mm headphone jack, bluetooth 4.0, USB service port
PROGRAMS	manual, hill, fat burn, cardio, strength, interval, fit test, HR, constant power, custom
HEART RATE	contact and telemetric compatible (chest strap sold separately)
RESISTANCE	40 levels
POWER	120 volts; 15-amp circuit recommended
FLYWHEEL SYSTEM	30 lbs.
PEDALS	oversized with 2-degree inversion
FRAME	heavy-gauge high-strength steel with durable powder-coat paint
DIMENSIONS	78" x 28" x 67"
PRODUCT WEIGHT	240 lbs.
MAX USER WEIGHT	450 lbs.

## WARRANTY INFORMATION

Commercial (Non-dues Paying Facilities) – Lifetime frame, 5 years parts and electronics, and 2 years labor  
 Console – 3 years parts and 1 year labor





# CE850 ELLIPTICAL TRAINER



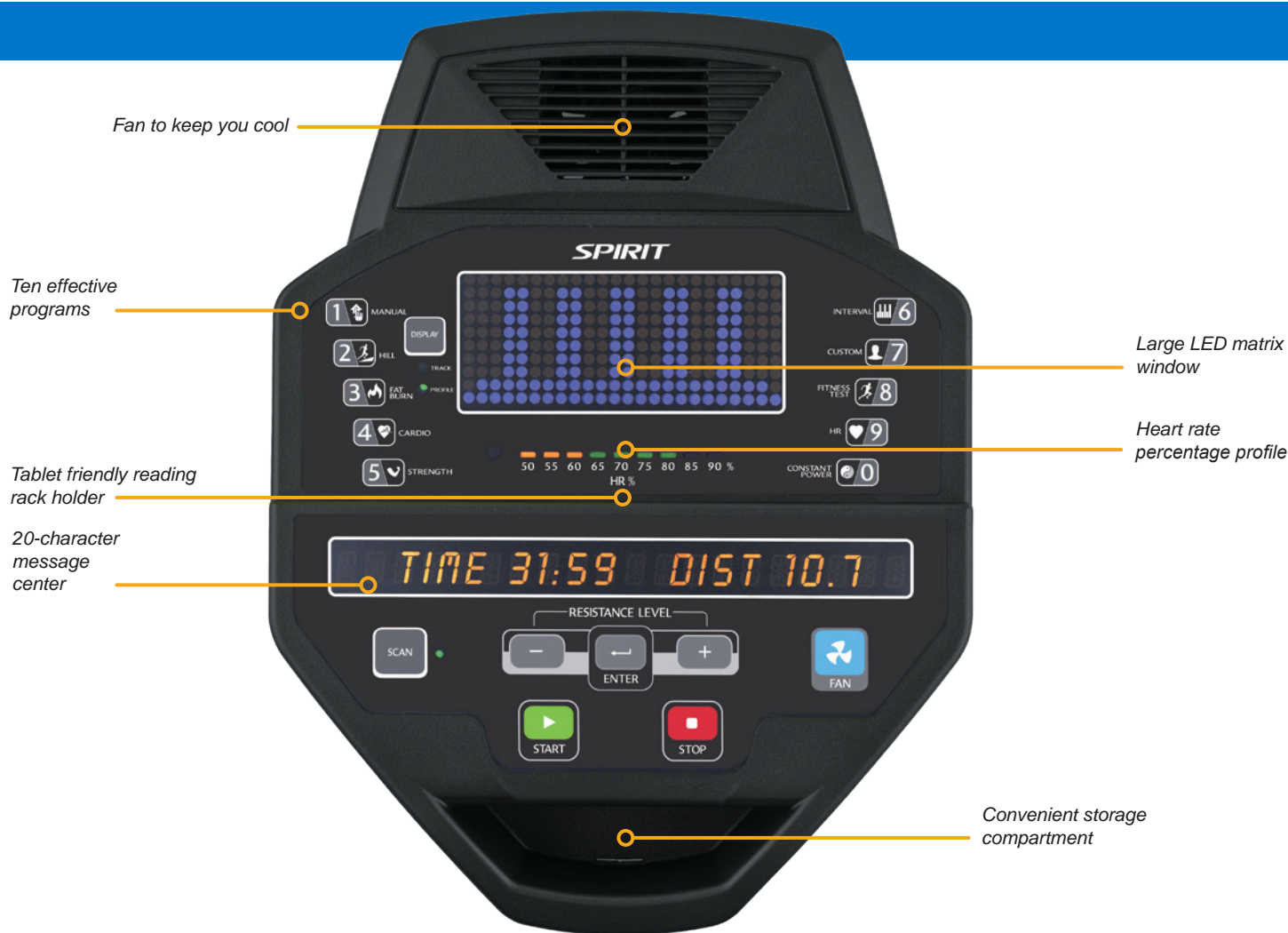
OPTIONAL TV BRACKET (TV NOT INCLUDED)

The **CE850** adjustable stride Elliptical Trainer combines our robust and compact front-drive elliptical design with the ability to customize your ideal stride motion from 18 to 24 inches. Our narrow 2" pedal spacing (Q-Factor), large cushioned pedals, and ability to simulate a walk/jog/run through electronically adjustable stride adjustment combine to give you the ultimate cardio workout for your users.

## **CE850** ELLIPTICAL TRAINER

- Electronically adjustable stride length from 18 to 24 inches in ½ inch increments
- Multi-position hand grips with remote resistance and stride controls
- Dual track with shielded concave roller wheel system for superior stability and durability
- 2 degrees of inversion at each foot pedal places the user in an anatomically correct position
- 20 levels of resistance to satisfy the needs of beginners or advanced exercisers





## CE850 CONSOLE FEATURES

As with any product, a major importance is the user interface. We focused on making everything easily accessible and comfortable: A storage tray for a phone, keys, or an MP3 player, ergonomically friendly pulse grip handles for a more natural hand position, and a turbo cooling fan to keep your clients cool and encourage them to work out longer. Our large, easy-to-read console gives your clients constant feedback from calories to distance to time.

## EQUIPMENT SPECIFICATIONS

CONSOLE	large blue LED matrix with 4 separate LED info windows, 20-character LED message center, LED heart rate bar, tablet friendly reading rack
PROGRAMS	manual, hill, fat burn, cardio, strength, interval, custom 1, custom 2, HR 1, HR 2
HEART RATE	contact and telemetric compatible (chest strap sold separately)
RESISTANCE	20 levels
STRIDE	18" – 24" in ½" increments
POWER	120 volts; 15-amp circuit recommended
FLYWHEEL SYSTEM	30 lbs.
PEDALS	oversized with 2- degree inversion
FRAME	heavy-gauge high-strength steel with durable powder-coat paint
DIMENSIONS	84" x 32" x 70"
PRODUCT WEIGHT	265 lbs.
MAX USER WEIGHT	450 lbs.

## WARRANTY INFORMATION

Commercial (Non-dues Paying Facilities) – Lifetime frame, 5 years parts and electronics, and 2 years labor



# CE800 ELLIPTICAL TRAINER



OPTIONAL TV BRACKET (TV NOT INCLUDED)

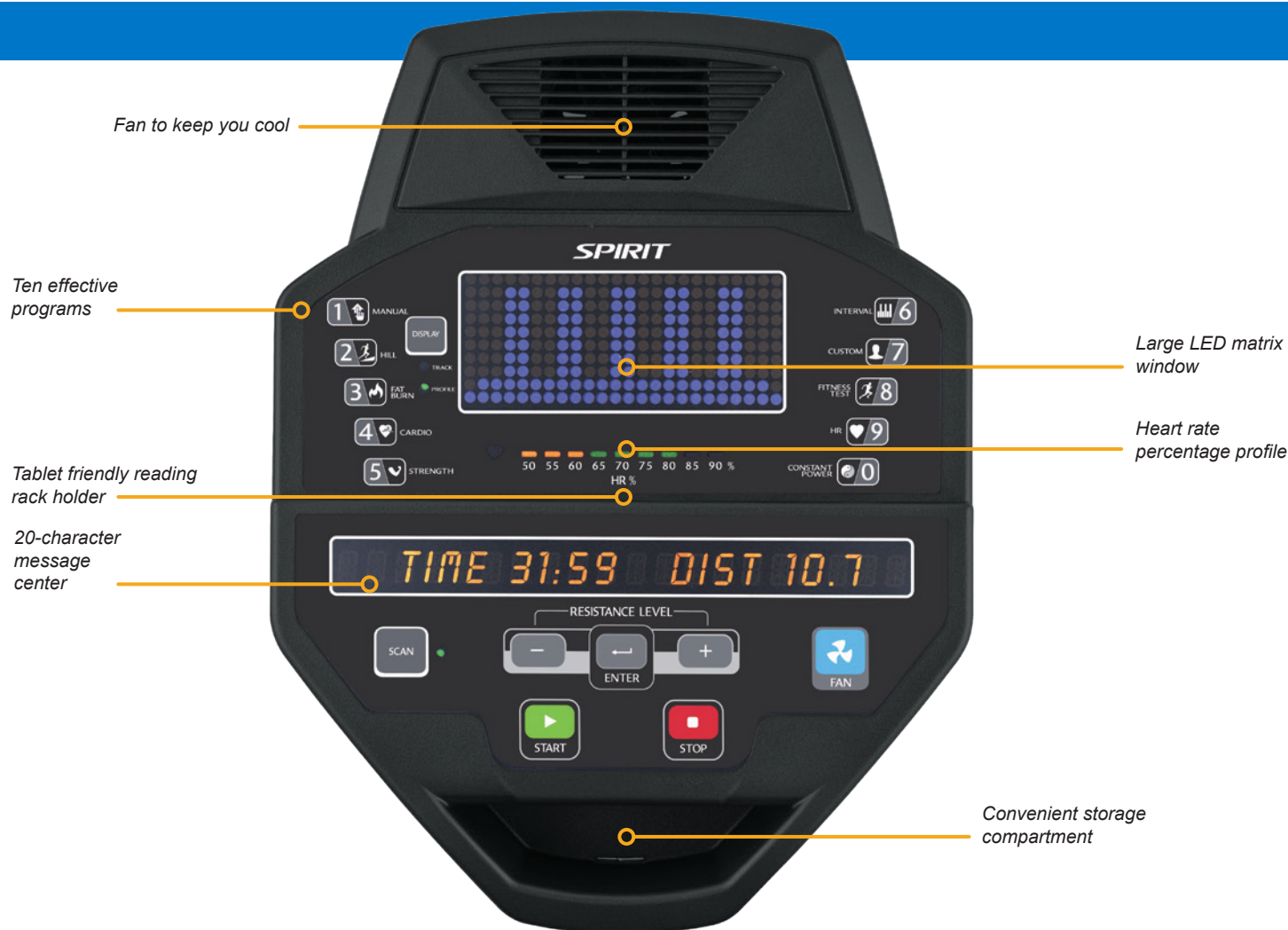
*The **CE800** was specifically engineered for the commercial environment, from its heavy-duty steel frame to its durable powder coat paint finish. Its design focuses on convenience, comfort, reliability, and aesthetic appeal. Facility owners will have the peace-of-mind knowing they have a dependable machine while users experience a fluid total-body workout.*

## **CE800** ELLIPTICAL TRAINER

- Smooth, quiet 20" stride, which is the optimal distance for the average user
- Dual rollers on each pedal arm for a sturdier base
- Generator powered console means there is no need for electricity
- 2 degrees of inversion at each foot pedal places the user in an anatomically correct position
- 40 levels of resistance to satisfy the needs of beginners or advanced exercisers
- C-safe power and communication capabilities for A/V control







## CE800 CONSOLE FEATURES

As with any product, a major importance is the user interface. We focused on making everything easily accessible and comfortable: A storage tray for a phone, keys, or an MP3 player, ergonomically friendly pulse grip handles for a more natural hand position, and a turbo cooling fan to keep your clients cool and encourage them to work out longer. Our large, easy-to-read console gives your clients constant feedback from calories to distance to time.

## EQUIPMENT SPECIFICATIONS

CONSOLE	large blue LED matrix, 20-character LED message center, LED heart rate bar, tablet friendly reading rack, turbo cooling fan
PROGRAMS	manual, hill, fat burn, cardio, strength, interval, fit test, HR, constant power, custom
HEART RATE	contact and telemetric compatible (chest strap sold separately)
RESISTANCE	40 levels
DRIVE TRAIN	integrated generator
POWER	self-generating
FLYWHEEL SYSTEM	30 lbs.
PEDALS	oversized with 2-degree inversion
FRAME	heavy-gauge high-strength steel with durable powder-coat paint
DIMENSIONS	78" x 28" x 67"
PRODUCT WEIGHT	240 lbs.
MAX USER WEIGHT	450 lbs.

## WARRANTY INFORMATION

Commercial (Non-dues Paying Facilities) – Lifetime frame, 5 years parts and electronics, and 2 years labor



# CRS800S RECUMBENT STEPPER



*The **CRS800S** makes total-body exercise accessible for a wide variety of users. Regardless of age or physical ability, the CRS800S offers a variety of features that take the effort out of getting on and working out. The step-through design and swiveling seat assembly allow easier machine entry/exit. Self-adjusting linear step range not only accommodates users of various heights, but also limitations in range of motion. Adjustable arms, high-density foam seats and cushioned foot pedals create a comfortable movement pattern.*

## **CRS800S** RECUMBENT STEPPER

- Linked upper and lower body linear pattern
- Self-adjusting linear step range from 1 to 12.5 inches
- Step-through frame design for users with limited mobility
- Seat swivels 360 degrees making it easy to enter/exit the machine
- High-density foam seat pads with recline and fore/aft adjustment
- Contact and telemetric heart rate capabilities to make the workout more effective
- Oversized cushioned foot pedals for a comfortable feel



Integrated speakers for MP3 player

Muscle activation profile

Large 7.5" LCD window with scrolling feedback and scrolling message center

Heart rate percentage profile

Swivel fan to keep you cool

Reading rack holder

Easy-touch control buttons

Ten effective programs offer a wide variety of workouts

Convenient storage compartment

## CRS800S CONSOLE FEATURES

The design of the electronics features an intuitive interface for ease of operation, large easy-to-read displays, and multiple program options for users of all levels of fitness. A storage tray for a phone, keys, or an MP3 player, seat mounted pulse grip handles for a comfortable hand position, and a turbo cooling fan to keep your clients cool and encourage them to work out longer.

## EQUIPMENT SPECIFICATIONS

CONSOLE	7.5" blue backlit LCD, heart rate % profile, muscle activation profile, integrated reading rack
PROGRAMS	manual, hill, fat burn, cardio, strength, interval, 2 heart rate, 2 user
HEART RATE	contact and telemetric compatible (chest strap sold separately)
RESISTANCE	20 levels, watt range from 5 to 750
DRIVE TRAIN	heavy-duty, poly-v belt
POWER	120 volts; 15-amp circuit recommended
SEAT	high density foam seat pads, adjustable angle, fore/aft adjustment, 360-degree swivel
PEDALS	oversized cushioned foot pedals
FRAME	heavy-gauge high-strength steel with durable powder-coat paint
DIMENSIONS	73" x 23" x 34"
PRODUCT WEIGHT	247 lbs.
MAX USER WEIGHT	450 lbs.

## WARRANTY INFORMATION

Commercial (Non-Dues Paying Facilities) – Lifetime frame, 5 years parts and electronics, and 2 years labor





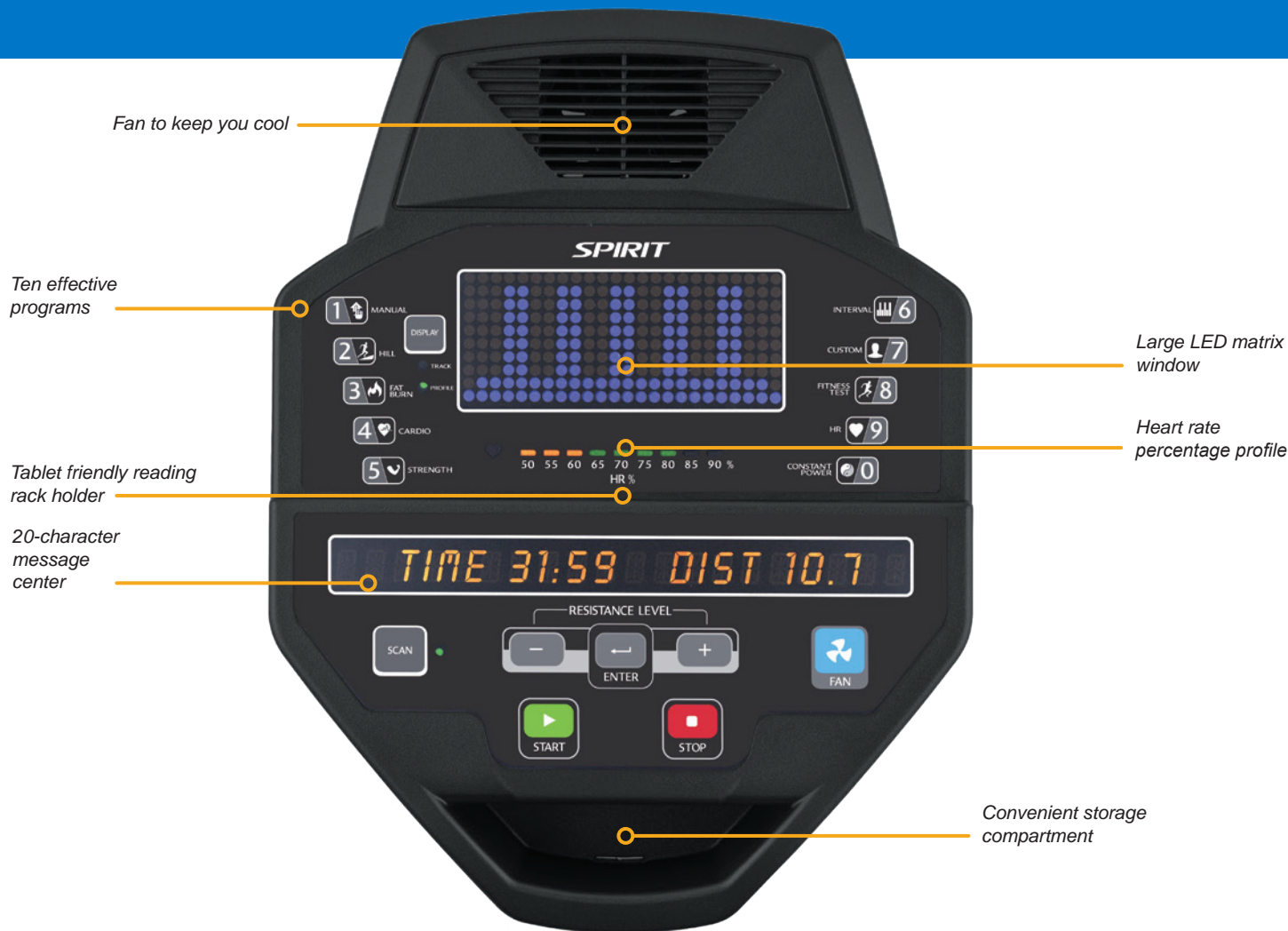
The **CS800 Stepper** combines the familiar dependent stepping action with an arched step-rail design and impressive 16" maximum step height for an effective lower body workout. The narrow 2" pedal spacing (Q-Factor), large cushioned pedals, and solid handrail design combine to give you an incredibly comfortable and space-efficient cardio unit.

## **CS800** STEPPER

- 16-inch maximum step height with 20 levels of resistance satisfy the needs of beginners or advanced exercisers
- 2 degrees of inversion at each foot pedal places the user in an anatomically correct position
- Arched step-rail design allows for a more natural stepping motion
- Padded handlebars surround the user for a secure and stable workout
- Shielded concave roller wheel system for superior stability and durability
- Ease of use allows users of any fitness level to get an effective workout

CS800 STEPPER





## CS800 CONSOLE FEATURES

As with any product, a major importance is the user interface. We focused on making everything easily accessible and comfortable: A storage tray for a phone, keys, or an MP3 player, ergonomically friendly pulse grip handles for a more natural hand position, and a turbo cooling fan to keep your clients cool and encourage them to work out longer. Our large, easy-to-read console gives your clients constant feedback from calories to distance to time.

### EQUIPMENT SPECIFICATIONS

CONSOLE	large blue LED matrix with 4 separate LED info windows, 20-character LED message center, LED heart rate bar, tablet friendly reading rack
PROGRAMS	manual, hill, fat burn, cardio, strength, interval, fit test, HR, constant power, custom
HEART RATE	contact and telemetric compatible (chest strap sold separately)
RESISTANCE	20 levels
STEP HEIGHT	user determined, 16" maximum step height
DRIVE TRAIN	poly-v belt with self-tensioner
POWER	20 volts; 15-amp circuit recommended
FLYWHEEL SYSTEM	23 lbs.
PEDALS	oversized and padded
FRAME	heavy-gauge high-strength steel with durable powder-coat paint
DIMENSIONS	55" x 32" x 63"
PRODUCT WEIGHT	175 lbs.
MAX USER WEIGHT	450 lbs.

### WARRANTY INFORMATION

Commercial (Non-Dues Paying Facilities) – Lifetime frame, 5 years parts and electronics, and 2 years labor



# CR900ENT SEMI-RECUMBENT BIKE



Pedal with Ratcheting Strap

The CR900ENT Semi-Recumbent Bike features the innovative entertainment console so your users can watch, browse, and listen to any media they choose. Beyond the comfort molded seat and easy access, this bike is built to perform with durable components. Commercial crank assembly and extra-large roller bearings provide smooth pedal motion that can handle even the most rigorous workout. The robust drive train system is not only durable, but designed to stand the test of time.

## **CR900ENT** SEMI-RECUMBENT BIKE

- Extra wide, 8 groove poly-v belt, spring loaded idler for reduced belt tension for longer belt and bearing life
- Step-through design with easy infinite seat adjustments provides a comfortable workout
- Oversized 1" crank axle along with heavy duty roller bearings for reliable longevity
- Easy in and out ratcheting pedals with 2-degree pedal inversion for a comfortable workout
- 40 levels of resistance will keep you clients engaged during their entire workout



Integrated adjustable fan for workout comfort

10.1" touchscreen display with multiple viewing modes

Tablet friendly reading rack holder

Accessory tray for secure placement of keys, smartphones, etc.



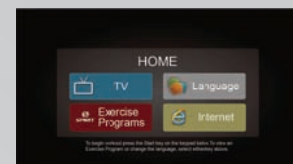
**TV** Watch your favorite TV shows right on the console, control the volume, and switch channels by tapping the virtual buttons on the screen.



**DISPLAY** The system provides 3 different viewing modes (Simple, Track, Dashboard) to fine tune your workout experience.



**INTERNET** Easily access preselected websites and online apps such as YouTube, Facebook, and Twitter through the internet on the touchscreen.



**SETTINGS** The console is fully configurable with in-depth console settings. Easily set up the internet connections and modify what websites are available for the user. Also, customize the TV settings, perform diagnostics and maintenance, change default language, update software version, and more.

# CR900ENT SEMI-RECUMBENT BIKE

## EQUIPMENT SPECIFICATIONS

<b>Console</b>	10.1" touchscreen display, TV tuner with coaxial or HDMI input, wifi 802.11 b/g/n or ethernet, 3.5mm headphone jack, bluetooth 4.0, USB service port
<b>Programs</b>	manual, hill, fat burn, cardio, strength, interval, fit test, HR, constant power, custom
<b>Heart Rate</b>	contact and telemetric compatible (chest strap sold separately)
<b>Resistance</b>	40 levels
<b>Drive Train</b>	extra wide, 8 groove poly-v belt with spring loaded idler
<b>Brake</b>	EMS brake
<b>Flywheel System</b>	30 lbs. with 9.5:1 pedal to flywheel ratio
<b>Pedals</b>	ratcheting pedals with 2-degree inversion
<b>Frame</b>	epoxy hybrid, double powder coated, heavy gauge high strength steel
<b>Dimensions</b>	67" x 29" x 48"
<b>Product Weight</b>	194 lbs.
<b>Max User Weight</b>	450 lbs.

## WARRANTY INFORMATION

**Commercial (All Facilities)** – Lifetime frame, 5 years EMS brake; 3 years parts and labor





# CR900 SEMI-RECUMBENT BIKE



Pedal with Ratcheting Strap



Optional TV Bracket (TV not included)

Built to last, the CR900 Semi-Recumbent Bike takes workout ease and comfort to a new level. Step-through design makes it easy for all users to enter and exit the bike. Molded foam seat that infinitely adjust along the seat rail and quick ratcheting pedals make it quick and easy to get on and go. Commercial crank assembly and extra-large roller bearings provide fluid pedal motion.

## CR900 SEMI-RECUMBENT BIKE

- Extra wide, 8 groove poly-v belt, spring loaded idler for reduced belt tension for longer belt and bearing life
- Step-through design with easy infinite seat adjustments provides a comfortable workout
- Oversized 1" crank axle along with heavy duty roller bearings for reliable longevity
- Easy in and out ratcheting pedals with 2-degree pedal inversion for a comfortable workout
- Generator system allows the unit to be placed in any location

Integrated adjustable fan for workout comfort

Easy to read lap counter  
Large LED matrix to show workout progress

Premium, ultra-bright blue LED display

LED heart rate graph

Tablet friendly reading rack holder



## CR900 SEMI-RECUMBENT BIKE

### EQUIPMENT SPECIFICATIONS

<b>Console</b>	premium, ultra-bright blue LED display with built in fan, integrated reading rack, with C-Safe port and power port for TV remote, heart rate graph bar
<b>Programs</b>	manual, hill, fat burn, heart rate, HIIT, cardio, interval, watts, fitness test
<b>Heart Rate</b>	contact and telemetric compatible (chest strap sold separately)
<b>Resistance</b>	40 levels
<b>Drive Train</b>	extra wide, 8 groove poly-v belt with spring loaded idler
<b>Power</b>	self-generating
<b>Flywheel System</b>	30 lbs. with 9.5:1 pedal to flywheel ratio
<b>Pedals</b>	ratcheting pedals with 2-degree inversion
<b>Frame</b>	epoxy hybrid, double powder coated, heavy gauge high strength steel
<b>Dimensions</b>	67" x 29" x 49"
<b>Product Weight</b>	194 lbs.
<b>Max User Weight</b>	450 lbs.

### WARRANTY INFORMATION

**Commercial (All Facilities)** – Lifetime frame, 5 years generator; 3 years parts and labor





# CR800ENT SEMI-RECUMBENT BIKE



The **CR800ENT** Semi-Recumbent Bike is the perfect bike for the commercial environment. Designed on the solid CR800 platform, the CR800ENT incorporates touchscreen technology on a large 10.1" entertainment display. TV, web browsing, and music streaming are all made possible within a user interface that is easy to use and adaptable to nearly any facility. The step-through design makes it easy for your clients to get on the bike, and the easy adjust seat allows them to find the most comfortable position.

## **CR800ENT** SEMI-RECUMBENT BIKE

- Large 10.1" touchscreen with TV, web browsing, and music streaming
- 3 different workout display modes give users a variety of workout feedback
- Contact and telemetric heart rate capabilities to make the workout more effective
- Oversized foot pedals with fast latching system
- High density foam seat for extra comfort during a long ride
- 40 levels of resistance to satisfy the needs of beginners or advanced exercisers



Fan to keep you cool

Large 10.1" touchscreen display with TV, web browsing, and audio streaming

Tablet friendly reading rack holder

Convenient cargo compartment for keys, phone, or MP3 player



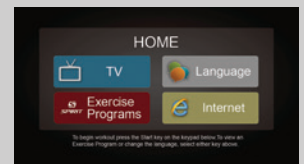
**TV** Watch your favorite TV shows right on the console, control the volume, and switch channels by tapping the virtual buttons on the screen.



**DISPLAY** The system provides 3 different viewing modes (Simple, Track, Dashboard) to fine tune your workout experience.



**INTERNET** Easily access preselected websites and online apps such as YouTube, Facebook, and Twitter through the internet on the touchscreen.



**SETTINGS** The console is fully configurable with in-depth console settings. Easily set up the internet connections and modify what websites are available for the user. Also, customize the TV settings, perform diagnostics and maintenance, change default language, update software version, and more.

## CR800ENT CONSOLE FEATURES

The CR800ENT features a modern 10.1" touchscreen display and electronics package that allows your clients to watch TV, browse the web, and stream their favorite music. Preset programs include a wide variety of popular workouts for the average user while heart rate programs and a custom program are available for more serious users. Ergonomically friendly pulse grip handles are mounted comfortably on each side of the seat for a more natural hand position while a turbo cooling fan keeps your clients cool to encourage them to work out longer.

## EQUIPMENT SPECIFICATIONS


CONSOLE	10.1" touchscreen display, TV tuner with coaxial or HDMI input, wifi 802.11 b/g/n or ethernet, 3.5mm headphone jack, bluetooth 4.0, USB service port
PROGRAMS	manual, hill, fat burn, cardio, strength, interval, fit test, HR, constant power, custom
HEART RATE	contact and telemetric compatible (chest strap sold separately)
RESISTANCE	40 levels
DRIVE TRAIN	poly-v belt with self-tensioner
POWER	120 volts; 15-amp circuit recommended
FLYWHEEL SYSTEM	30 lbs.
PEDALS	oversized with fast latching system
FRAME	heavy-gauge high-strength steel with durable powder-coat paint
DIMENSIONS	57" x 30" x 51"
PRODUCT WEIGHT	145 lbs.
MAX USER WEIGHT	450 lbs.

## WARRANTY INFORMATION

Commercial (Non-dues Paying Facilities) – Lifetime frame, 5 years parts and electronics, and 2 years labor  
Console – 3 years parts and 1 year labor



# CR800 SEMI-RECUMBENT BIKE



OPTIONAL TV BRACKET (TV NOT INCLUDED)

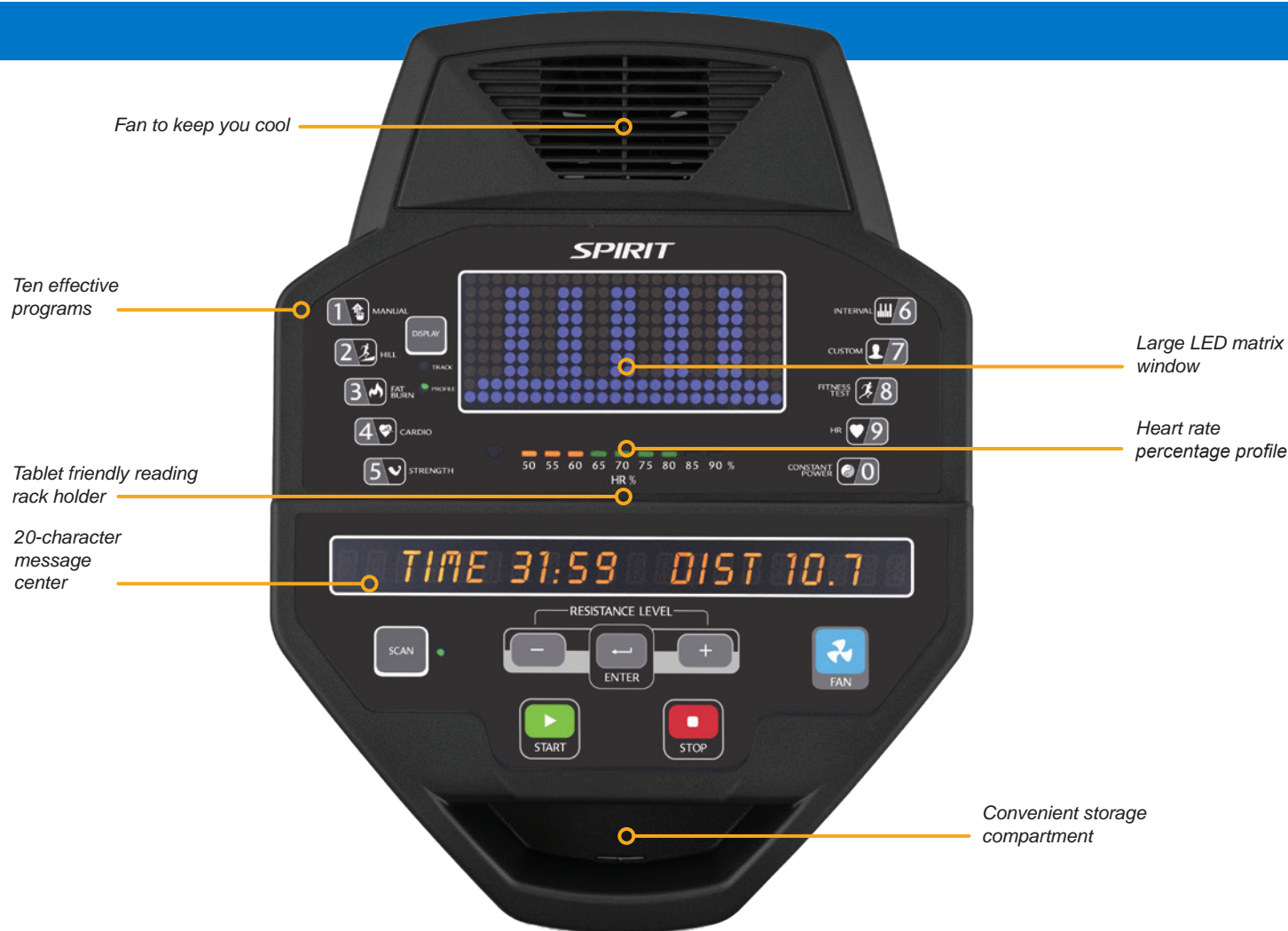
The **CR800** Semi-Recumbent Bike is the perfect bike for the commercial environment. The step-through design makes it easy for your clients to get on the bike, and the easy-adjust seat allows them to find the most comfortable position. The console offers multiple programs, most with 40 levels of resistance and enough feedback information to make sure your clients never grow bored of the CR800. The extra-smooth ride comes from the perfect gearing and the integrated generator/flywheel system.

## **CR800** SEMI-RECUMBENT BIKE

- Smooth, quiet 20" stride, which is the optimal distance for the average user
- Dual rollers on each pedal arm for a sturdier base
- Generator powered console means there is no need for electricity
- 2 degrees of inversion at each foot pedal places the user in an anatomically correct position
- 40 levels of resistance to satisfy the needs of beginners or advanced exercisers
- C-safe power and communication capabilities for A/V control







## CR800 CONSOLE FEATURES

As with any product, a major importance is the user interface. We focused on making everything easily accessible and comfortable: A storage tray for a phone, keys, or an MP3 player, ergonomically friendly pulse grip handles for a more natural hand position, and a turbo cooling fan to keep your clients cool and encourage them to work out longer. Our large, easy-to-read console gives your clients constant feedback from calories to distance to time.

## EQUIPMENT SPECIFICATIONS

CONSOLE	large blue LED matrix, 20-character LED message center, LED heart rate bar, tablet friendly reading rack, turbo cooling fan
PROGRAMS	manual, hill, fat burn, cardio, strength, interval, fit test, HR, constant power, custom
HEART RATE	contact and telemetric compatible (chest strap sold separately)
RESISTANCE	40 levels
DRIVE TRAIN	poly-v belt with self-tensioner
POWER	self-generating
FLYWHEEL SYSTEM	30 lbs.
PEDALS	oversized with fast latching system
FRAME	heavy-gauge high-strength steel with durable powder-coat paint
DIMENSIONS	57" x 30" x 51"
PRODUCT WEIGHT	145 lbs.
MAX USER WEIGHT	450 lbs.

## WARRANTY INFORMATION

Commercial (Non-dues Paying Facilities) – Lifetime frame, 5 years parts and electronics, and 2 years labor



# CU900ENT UPRIGHT BIKE



Easy Seat Adjustment

Users get the best of both in motivation and entertainment with the CU900ENT Upright Bike. The 10.1" touchscreen display allows users to watch TV, surf the internet and stream music while they work out. Three workout display modes give users plenty of feedback on their performance and progress. Commercial-grade pedals, cranks and bearings provide outstanding function and durability.

## **CU900ENT** UPRIGHT BIKE

- Extra wide, 8 groove poly-v belt, spring loaded idler for reduced belt tension for longer belt and bearing life
- Quick adjust seat easily slides to accommodate users of various heights
- Oversized 1" crank axle along with heavy duty roller bearings for reliable longevity
- Easy in and out ratcheting pedals with 2-degree pedal inversion for a comfortable workout
- 40 levels of resistance will keep your clients engaged during their entire workout

Integrated adjustable fan for workout comfort

10.1" touchscreen display with multiple viewing modes

Tablet friendly reading rack holder

Accessory tray for secure placement of keys, smartphones, etc.



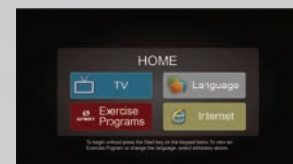
**TV** Watch your favorite TV shows right on the console, control the volume, and switch channels by tapping the virtual buttons on the screen.



**DISPLAY** The system provides 3 different viewing modes (Simple, Track, Dashboard) to fine tune your workout experience.



**INTERNET** Easily access preselected websites and online apps such as YouTube, Facebook, and Twitter through the internet on the touchscreen.



**SETTINGS** The console is fully configurable with in-depth console settings. Easily set up the internet connections and modify what websites are available for the user. Also, customize the TV settings, perform diagnostics and maintenance, change default language, update software version, and more.

# CU900ENT UPRIGHT BIKE

## EQUIPMENT SPECIFICATIONS

<b>Console</b>	10.1" touchscreen display, TV tuner with coaxial or HDMI input, wifi 802.11 b/g/n or ethernet, 3.5mm headphone jack, bluetooth 4.0, USB service port
<b>Programs</b>	manual, hill, fat burn, cardio, strength, interval, fit test, HR, constant power, custom
<b>Heart Rate</b>	contact and telemetric compatible (chest strap sold separately)
<b>Resistance</b>	40 levels
<b>Drive Train</b>	extra wide, 8 groove poly-v belt with spring loaded idler
<b>Brake</b>	EMS brake
<b>Flywheel System</b>	30 lbs. with 9.5:1 pedal to flywheel ratio
<b>Pedals</b>	ratcheting pedals with 2-degree inversion
<b>Frame</b>	epoxy hybrid, double powder coated, heavy gauge high strength steel
<b>Dimensions</b>	48" x 25" x 55"
<b>Product Weight</b>	143 lbs.
<b>Max User Weight</b>	450 lbs.

## WARRANTY INFORMATION

**Commercial (All Facilities)** – Lifetime frame, 5 years EMS brake, 3 years parts and labor







# CU900 UPRIGHT BIKE



Easy Seat Adjustment



Optional TV Bracket (TV not included)

The CU900 Upright Bike boasts features that provide users with precise fit and function and a beautiful console to track performance. The seat height securely locks and adjusts at infinite increments while the molded handlebars provide ultimate comfort. Pedal motion is smooth and consistent with industrial roller bearings and 1" crank axle that can power through any climb.

## CU900 UPRIGHT BIKE

- Extra wide, 8 groove poly-v belt, spring loaded idler for reduced belt tension for longer belt and bearing life
- Oversized 1" crank axle along with heavy duty roller bearings provide long life and reliability
- Quick adjust seat easily slides to accommodates users of various heights
- Easy in and out ratcheting pedals with 2-degree pedal inversion for a comfortable workout
- Generator system allows the unit to be placed in any location



# CU900 UPRIGHT BIKE

## EQUIPMENT SPECIFICATIONS

<b>Console</b>	premium, ultra-bright blue LED display with built in fan, integrated reading rack, with C-Safe port and power port for TV remote, heart rate graph bar
<b>Programs</b>	manual, hill, fat burn, heart rate, HIIT, cardio, interval, watts, fitness test
<b>Heart Rate</b>	contact and telemetric compatible (chest strap sold separately)
<b>Resistance</b>	40 levels
<b>Drive Train</b>	extra wide, 8 groove poly-v belt with spring loaded idler
<b>Power</b>	self-generating
<b>Flywheel System</b>	30 lbs. with 9.5:1 pedal to flywheel ratio
<b>Pedals</b>	ratcheting pedals with 2-degree inversion
<b>Frame</b>	epoxy hybrid, double powder coated, heavy gauge high strength steel
<b>Dimensions</b>	48" x 25" x 55"
<b>Product Weight</b>	143 lbs.
<b>Max User Weight</b>	450 lbs.

## WARRANTY INFORMATION

**Commercial (All Facilities)** Lifetime frame, 5 years generator; 3 years parts and labor



# CU800ENT UPRIGHT BIKE



*Designed on the solid CU800 platform, the **CU800ENT** incorporates touchscreen technology on a large 10.1" entertainment display. TV, web browsing, and music streaming are all made possible within a user interface that is easy to use and adaptable to nearly any facility. From the 40 levels of resistance and numerous program options to the extra-smooth ride and heavy-duty feel, the CU800ENT has everything your clients could want in an upright bike.*

## **CU800ENT** UPRIGHT BIKE

- Large 10.1" touchscreen with TV, web browsing, and music streaming
- 3 different workout display modes give users a variety of workout feedback
- Contact and telemetric heart rate capabilities to make the workout more effective
- Oversized foot pedals with fast latching system
- Dual spring seat with fore/aft adjustment for extra comfort and a custom fit
- 40 levels of resistance to satisfy the needs of beginners or advanced exercisers



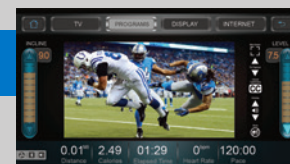


Fan to keep you cool

Large 10.1" touchscreen display with TV, web browsing, and audio streaming

Tablet friendly reading rack holder

Convenient cargo compartment for keys, phone, or MP3 player



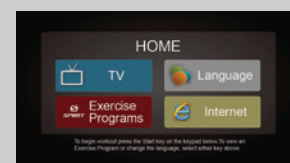
**TV** Watch your favorite TV shows right on the console, control the volume, and switch channels by tapping the virtual buttons on the screen.



**DISPLAY** The system provides 3 different viewing modes (Simple, Track, Dashboard) to fine tune your workout experience.



**INTERNET** Easily access preselected websites and online apps such as YouTube, Facebook, and Twitter through the internet on the touchscreen.



**SETTINGS** The console is fully configurable with in-depth console settings. Easily set up the internet connections and modify what websites are available for the user. Also, customize the TV settings, perform diagnostics and maintenance, change default language, update software version, and more.

## CU800ENT CONSOLE FEATURES

The CU800ENT features a modern 10.1" touchscreen display and electronics package that allows your clients to watch TV, browse the web, and stream their favorite music. Preset programs include a wide variety of popular workouts for the average user while heart rate programs and a custom program are available for more serious users. Ergonomically friendly pulse grip handles are mounted comfortably within reach for a more natural hand position while a turbo cooling fan keeps your clients cool to encourage them to work out longer.

## EQUIPMENT SPECIFICATIONS

CONSOLE	10.1" touchscreen display, TV tuner with coaxial or HDMI input, wifi 802.11 b/g/n or ethernet, 3.5mm headphone jack, bluetooth 4.0, USB service port
PROGRAMS	manual, hill, fat burn, cardio, strength, interval, fit test, HR, constant power, custom
HEART RATE	contact and telemetric compatible (chest strap sold separately)
RESISTANCE	40 levels
DRIVE TRAIN	poly-v belt with self-tensioner
POWER	120 volts; 15-amp circuit recommended
FLYWHEEL SYSTEM	30 lbs.
PEDALS	oversized with fast latching system
FRAME	heavy-gauge high-strength steel with durable powder-coat paint
DIMENSIONS	42" x 21" x 53"
PRODUCT WEIGHT	115 lbs.
MAX USER WEIGHT	450 lbs.

## WARRANTY INFORMATION

Commercial (Non-Dues Paying Facilities) – Lifetime frame, 5 years parts and electronics, and 2 years labor  
 Console – 3 years parts and 1 year labor



# CU800 UPRIGHT BIKE



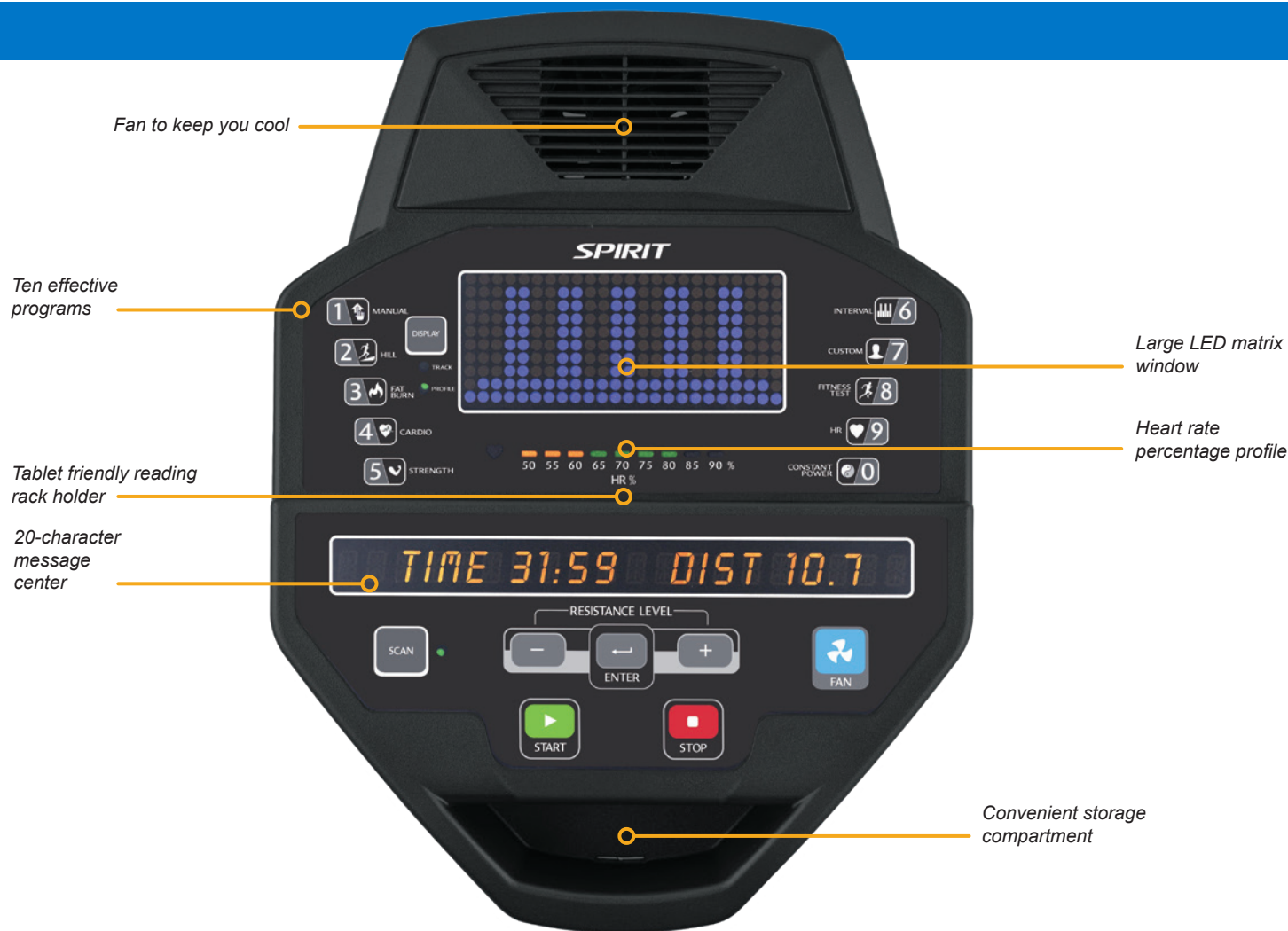
OPTIONAL TV BRACKET (TV NOT INCLUDED)

The **CU800** was specifically engineered for the commercial environment, from its heavy-duty steel frame to its durable powder coat paint finish. The design focuses on convenience, comfort, and durability. The console offers multiple programs, most with 40 levels of resistance and enough feedback information to make sure your clients never grow bored of the CU800. The extra-smooth ride comes from the perfect gearing and the integrated generator/flywheel system.

## **CU800** UPRIGHT BIKE

- Contact and telemetric heart rate capabilities to make the workout more effective
- Generator powered console means there is no need for electricity
- Oversized foot pedals with fast latching system
- Dual spring seat with fore/aft adjustment for extra comfort and a custom fit
- 40 levels of resistance to satisfy the needs of beginners or advanced exercisers
- C-safe power and communication capabilities for A/V control





## CU800 CONSOLE FEATURES

As with any product, a major importance is the user interface. We focused on making everything easily accessible and comfortable: A storage tray for a phone, keys, or an MP3 player, ergonomically friendly pulse grip handles for a more natural hand position, and a turbo cooling fan to keep your clients cool and encourage them to work out longer. Our large, easy-to-read console gives your clients constant feedback from calories to distance to time.

## EQUIPMENT SPECIFICATIONS

CONSOLE	large blue LED matrix, 20-character LED message center, LED heart rate bar, tablet friendly reading rack, turbo cooling fan
PROGRAMS	manual, hill, fat burn, cardio, strength, interval, fit test, HR, constant power, custom
HEART RATE	contact and telemetric compatible (chest strap sold separately)
RESISTANCE	40 levels
DRIVE TRAIN	poly-v belt with self-tensioner
POWER	self-generating
FLYWHEEL SYSTEM	30 lbs.
PEDALS	oversized with fast latching system
FRAME	heavy-gauge high-strength steel with durable powder-coat paint
DIMENSIONS	42" x 21" x 53"
PRODUCT WEIGHT	115 lbs.
MAX USER WEIGHT	450 lbs.

## WARRANTY INFORMATION

Commercial (Non-Dues Paying Facilities) – Lifetime frame, 5 years parts and electronics, and 2 years labor





# CIC800 INDOOR CYCLE



The **CIC800** Indoor Cycle excels in three critical areas - durability, comfort and performance. It is a perfect addition to a club, corporate fitness/recreation center, school or hotel because the stout design will withstand hours of consistent use. The needle bearings that encompass the pedals and flywheel axle, industrial grade Hutchinson poly-v belt, and our three-piece crank work synergistically to create the perfect formula for durability and performance. The fore/aft/up/down adjustments of the handlebars and seat along with SPD dual pedal design provide a comfortable fit for nearly any size rider.

## **CIC800** INDOOR CYCLE

- Magnetic resistance for smooth and consistent, maintenance-free operation
- Micro fore/aft adjustments on seat and handlebars
- Reliable pop-pin up/down adjustments on seat and handlebars
- Commercial grade Hutchinson poly-v belt is both smooth and reliable
- Molded rotary knob for comfortable resistance adjustments and quick-stop operation
- Dual pedal design provides options for both SPD and toe-clip convenience
- Aluminum seat and handlebar posts with stamped height settings for quick reference





## CIC800 PREMIUM FEATURES

The premium ISIS bottom bracket cartridge ensures greater surface area contact, a sturdier connection, and less maintenance than a traditional square joint. The Hutchinson drive belt, ISIS bottom bracket cartridge, pulley size and material, gear ratio and three-piece crank have been carefully chosen on the CIC800 and incorporated into the overall design to assure optimal performance and durability. These components, along with an ergonomically correct frame design and full fore/aft/up/down adjustability, combine to make the perfect indoor cycle for your facility.

### EQUIPMENT SPECIFICATIONS

RESISTANCE	magnetic, rotary knob; micro adjustments
DRIVE TRAIN	industrial grade Hutchinson poly-v belt and ISIS oversized bottom bracket
FLY WHEEL	perimeter weighted 37 lbs. flywheel; high inertia system
SEAT	racing saddle
PEDALS	dual pedal design with SPD and toe cage
FRAME	high-strength steel with durable powder-coat paint
HANDLEBAR	PVC coated, multi-grip design, built-in water bottle holder
HANDLEBAR/ SEAT POSTS	aluminum with stamped numerical height indicators
ADJUSTMENTS	up/down – reliable pop-pin adjustments; fore/aft – knob tightening micro adjustments
USER SIZE RANGE	typically 4'11" to 6'5" tall
DIMENSIONS	42" x 21" x 41"
PRODUCT WEIGHT	126 lbs.
MAX USER WEIGHT	350 lbs.

### WARRANTY INFORMATION

Commercial (Non-dues Paying Facilities) – 15 years frame, 3 years parts, 1 year labor and wear items (grips & toe cage straps)  
 Commercial (Dues Paying Facilities) – 10 years frame, 3 years parts, 1 year labor and wear items (grips & toe cage straps)



FULL DISPLAY & 1-TOUCH PROGRAMS



INFINITE RESISTANCE



INTEGRATED WINDSCREEN

# AB900 AIR BIKE

The **AB900** is a classic design of a classic modality. With its dynamic, air-driven resistance system, this air bike is a powerful tool for all types of training situations — from low RPM, low load rehabilitation to high performance, high Watt output interval training. Resistance matches the user's effort and accommodates upper-body only and total body exercise. The compact design allows the AB900 to be placed anywhere in a facility for easy programming integration.

## **AB900** AIR BIKE

- Air-driven resistance delivers a simultaneous upper and lower-body challenge allowing the user to emphasize pushing and pulling or experience a total-body workout.
- Highly durable to accommodate even the most challenging high intensity interval workouts.
- Standard, integrated windscreen to prevent blowback for user comfort.







## AB900 CONSOLE FEATURES

DISPLAY	interval, target time, distance, calories, watts, speed, RPM, heart rate
MODES	quick start, target time, target distance, target calories, target heart rate, interval 20-10, interval 10-20, interval custom
WORKOUT SUMMARY	total time, total distance, total watts
FUNCTION KEYS	up, down, start, stop, enter, Bluetooth
TELEMETRIC HEART RATE RECEIVER	5KHz supports most heart rate chest straps

## EQUIPMENT SPECIFICATIONS

RESISTANCE	27", 9-blade fan produces unlimited air resistance
DRIVE SYSTEM	1/8" chain
SEAT ADJUSTMENT	up/down – locking pop-pin, fore/aft – lever lock
PEDALS/FOOTREST	flat, platform-style pedals with anti-skid surface/knurled footrests for upper-body only workout
CONSOLE REQUIREMENTS	console requires 4 AA batteries
FRAME CONSTRUCTION	welded steel construction with bolt-on floor stabilizers
LEVELER FEET	rubber to protect flooring
DIMENSIONS	1220 x 658 x 1281 mm / 48 x 26 x 50 in
PRODUCT WEIGHT	54 kg / 119 lbs
MAX. USER WEIGHT	159 kg / 350 lbs
CERTIFICATE	CE (EN957 SB-class), FCC

## WARRANTY INFORMATION

Commercial (All Facilities) – 5 years frame, 2 years console and mechanical parts, and 1 year labor



# CRW800 ROWER



FOLDS FOR EASY STORAGE

The **CRW800** Rower combines a long list of high performance features with a reliable design. From the convenience of the 20" frame height and folding storage design to the combined air/magnetic resistance and remote handle controls, the CRW800 is sure to impress. It is the perfect addition to a corporate fitness/recreation center, school or hotel because the ease of use and resulting unparalleled full-body workout are second to none.

## **CRW800** ROWER

- Air and magnetic resistance (16 levels) for smooth and consistent operation
- Wireless remote handle controls allow quick changes to resistance
- Fold-up frame design for easy storage
- Commercial grade handle strap is both smooth and reliable
- Solid steel frame with aluminum monorail
- Durable stainless steel fan cover
- Flex pedals with easy-adjust numbered settings
- Adjustable console angle and height for the perfect viewing angle





### REMOTE HANDLE CONTROLS



## CRW800 CONSOLE FEATURES

The advanced monitor is sophisticated yet easy to use. Utilizing the large, 5.5" blue backlit display, all of the workout data is highly visible and well organized for easy reference. To eliminate the need to pause your workout to adjust the level of resistance, the CRW800 incorporates an advanced wireless remote system that allows you to adjust resistance on-the-fly with just your thumbs on the pull handle. In addition to the clearly defined display segments, the center display scans between program profile and 500m time.

### EQUIPMENT SPECIFICATIONS

CONSOLE	5.5" blue backlit LCD, adjustable console angle and console arm
PROGRAMS	manual, distance, time, calories, 20/10 interval, 10/20 interval, custom interval, fat burn, cardio, strength, game
HEART RATE	telemetric compatible (chest strap sold separately)
RESISTANCE	air and magnetic (16 levels)
REMOTE HANDLE	wireless remote resistance control with low battery indicator, padded ergonomic handle
POWER	plug-in; 120 volts
SEAT	contoured and padded
FOOTRESTS	adjustable footrests with numbered sizing
FRAME	high-strength steel with durable powder-coat paint, aluminum monorail
FRAME HEIGHT	20"
MONORAIL LENGTH	54"
DIMENSIONS	94" x 18" x 38"
FOLDED	53" x 18" x 71" (no tools required)
PRODUCT WEIGHT	96 lbs.
MAX USER WEIGHT	450 lbs.

### WARRANTY INFORMATION

Commercial (Non-Dues Paying Facilities) – Lifetime frame, 5 years parts and electronics, and 2 years labor





# ST900MS MULTI-STATION



Ideal for smaller, highly trafficked fitness facilities, the Spirit Fitness ST900MS Multi-Station can accommodate up to four individuals at the same time. Users can get an effective, total-body workout experience in a space-friendly footprint. Built-to-last, this multi-station requires minimal maintenance with durable reliability.

## **ST900MS** MULTI-STATION

- Three versatile stations, with optional lower body press, allow for a complete workout in an efficient, 96 square foot space
- Generous weight stack capacity accommodates most users' resistance needs
- Each station offers multiple exercises to effectively train the whole body
- Standard accessories comfortably allow for multiple exercise and grip options
- Highly durable, with little required maintenance provides great value to facility owners



## ST900MS MULTI-STATION FEATURES

### PRESS STATION | 200 lbs.

- Flat Chest Press
- Incline Chest Press
- Shoulder Press

### PULL STATION | 200 lbs.

- Lat Pulldown
- Seated Row
- Tricep Pressdown
- Bicep Curl

### DUAL, LOWER BODY STATION | 200 lbs.

- Leg Extension
- Lying Leg Curl

### OPTIONAL LOWER BODY PRESS STATION | 400 lbs.

- Leg Press
- Calf Press

## EQUIPMENT SPECIFICATIONS

<b>Accessories</b>	short bar and lat pulldown bar
<b>Weight Stack</b>	three, 200 lbs. weight stacks, option to add fourth 200 lb. stack
<b>Frame</b>	powder-coated, 11-gauge steel with square and round tubing
<b>Dimensions</b>	118" x 118" x 88"
<b>Product Weight</b>	1500 lbs.
<b>Max User Weight</b>	350 lbs.

## WARRANTY INFORMATION

**Commercial (All Facilities)** – 10 years frame and welds; 5 years weight stack, guide rods, pulleys and bearings; 3 years labor; 1 year paint, cable, upholstery, grips, roller pads, and hardware



# ST900FT FUNCTIONAL TRAINER

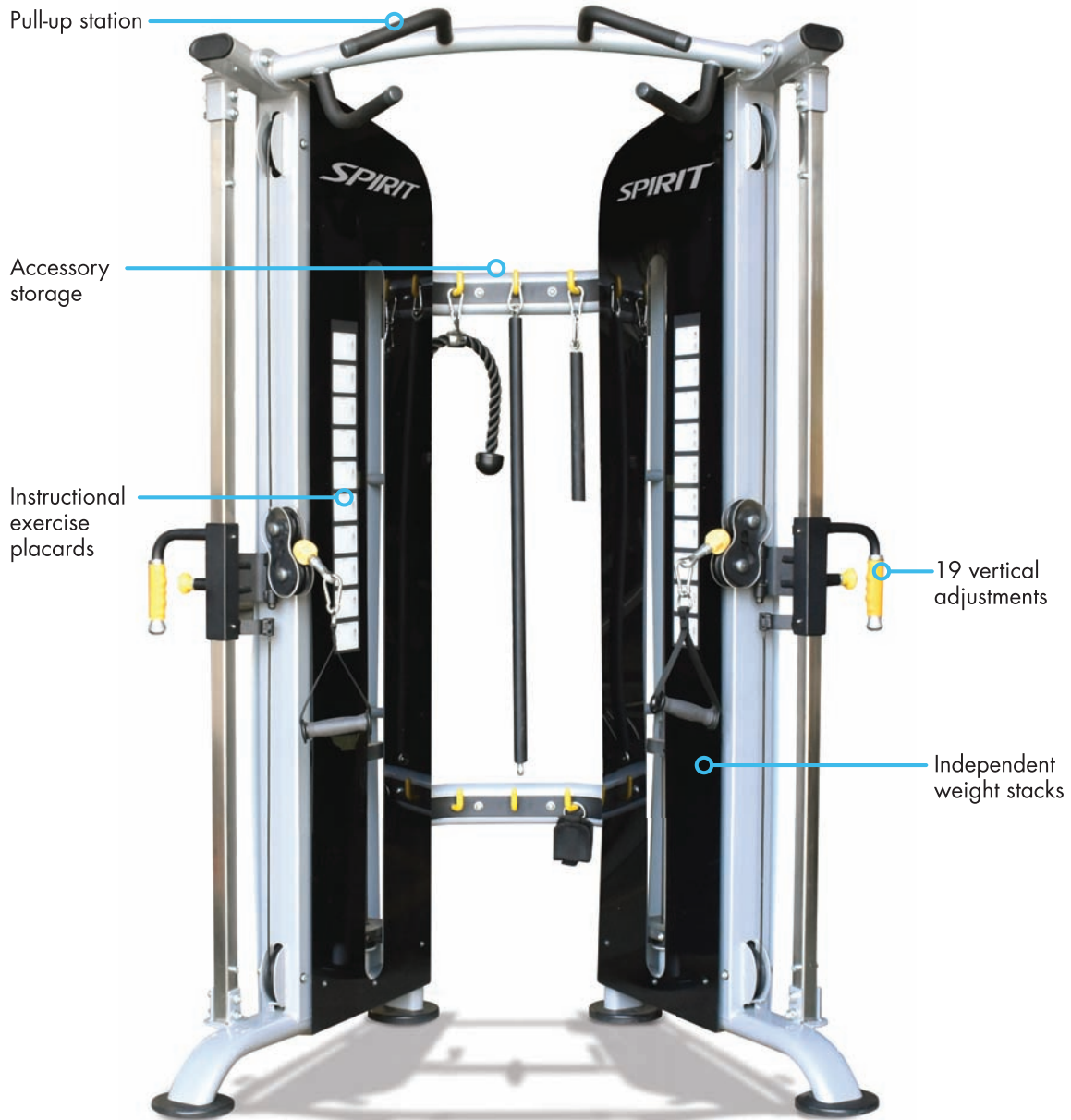


The ST900FT packs a lot of workout into one space-friendly footprint. This cable-based functional training machine has two independent weight stacks for individual resistance per limb, push/pull movements, or to accommodate two users at the same time. The commercial construction requires little general maintenance to provide optimal performance for years to come.

## **ST900FT** FUNCTIONAL TRAINER

- Each pulley features 19 vertical positions along the upright tubes to precisely place the angle of resistance for users of various heights
- The 1:2 weight ratio on the independent weight stacks allows for greater cable travel for wide range of motion and less inertia when using lighter resistance
- Accessories are conveniently located on the unit for quick and easy transitions from one exercise to the next





## ST900FT FEATURES

### EQUIPMENT SPECIFICATIONS

<b>Accessories</b>	short swivel bar, long swivel bar, rope, 2 co-molded handles, ankle cuff
<b>Weight Stacks</b>	two, 170 lbs. weight stacks
<b>Frame</b>	powder-coated, 11-gauge steel with oval tubing for greater strength
<b>Dimensions</b>	60" x 36" x 85"
<b>Product Weight</b>	352 lbs.
<b>Max User Weight</b>	350 lbs.

### WARRANTY INFORMATION

**Commercial (All Facilities)** – 10 years frame and welds, 5 years weight plates, guide rods, bearings & pulleys; 3 years labor; 1 year paint, cables, and hardware



# ST900AB, ST900DB & ST900DR



Benches and Dumbbell Racks are staples for any weight room. The Adjustable Bench, Decline Bench and Dumbbell Rack feature heavy gauge steel and sturdy construction for stability when lifting. Powder-coated finish, durable upholstery and rubber trays help ensure your benches, rack and dumbbells will maintain their factory finish.

- **ST900AB Adjustable Bench** features 6 angle adjustments from decline and flat to a 90° incline
- **ST900DB Decline Bench** adjusts from flat to -30° through 6 positions
- **ST900DR Dumbbell Rack** holds 10 pairs (20 individual) dumbbells



## **ST900AB** ADJUSTABLE BENCH

- -9°, 0°, 30°, 45°, 60°, and 90° seatback positions
- High durometer foam with contoured seat bottom also adjusts for comfort
- Dual-layered fabric for extra durability
- Wheels for easy transport and leveler feet for secure placement



## **ST900DB** DECLINE BENCH

- 0°, -9°, -15°, -20°, and -30° bench positions
- Rolling leg pads comfortably fit users of various leg lengths
- Dual-layered fabric for extra durability
- Wheels for easy transport and leveler feet for secure placement



## **ST900DR** DUMBBELL RACK

- Rubber trays protect both the rack and dumbbells
- Notched design accommodates both round and hexagonal weights
- Top trays prevent dumbbells from rolling and allows for quick and secure placement
- Sturdy, heavy duty construction

## EQUIPMENT SPECIFICATIONS

	ST900AB	ST900DB	ST900DR
<b>Frame</b>	powder-coated, 11-gauge steel with oval tubing for greater strength		
<b>Dimensions</b>	48" x 29" x 51"	55" x 29" x 43"	84" x 29" x 32"
<b>Product Weight</b>	115 lbs.	106 lbs.	179 lbs.
<b>Weight Capacity</b>	800 lbs.	800 lbs.	1,500 lbs.

## WARRANTY INFORMATION

**Commercial (All Facilities)** – 10 years frame & welds; 5 years rubber dumbbell rests & bushings; 3 years labor; 1 year paint, hardware, and upholstery





# MT200 GAIT TRAINER TREADMILL



The MT200 features one speed control motor, an incline motor, and a decline motor. Three motors together help users to achieve bidirectional training in combination with uphill or downhill protocols. Adding more versatility to exercise and therapy options, the parallel bars, deck height, and belt speed acceleration are adjustable in small and precise increments. Biofeedback is offered for clinicians to accurately assess user gait performance. Feedback includes the symmetry index, which is particularly outstanding for clinicians to condition users' step and cadence. As a result, this treadmill is ideal for pediatric exercises, neurologically impaired patients, and other populations.

## **MT200** GAIT TRAINER TREADMILL

- Multiple program modes: VO<sub>2</sub>; heart rate; manual; preset programs: plateau, and interval; custom facility program
- Two independent incline motors provide true incline and decline: front incline ranges from 0 to 15 % grade and rear decline ranges from 0 to -10 %
- Bidirectional belt speed forward from 0.1 to 10 mph in 0.1 mph increments and reverse from 0.1 to 3.0 mph in 0.1 mph increments for reverse walking
- Adjustable, full-length handrails that safely accommodate a wide variety of patient populations, handrail height 25 to 35 inches and handrail width 20 to 31 inches
- Multiple display modes: METs; symmetry; cadence; stride length; steps; pace; all standard biofeedback displays
- Instrumented deck to provide basic gait assessment and training with graphical and numeric measurements of step count; steps per minute (cadence); stride length; and left vs. right gait symmetry
- Adjustable belt speed acceleration adjustment range is 1 second to 1 minute for every 1 mph of belt speed
- True zero speed, when the belt is not moving the motor is locked for patient safety
- Low step-up height with removable patient step up platform

# ADVANTAGES AND CLINICAL APPLICATIONS

**ORTHOPEDIC, SPORTS MEDICINE AND ATHLETIC TRAINING** exercise use uphill or downhill walking and jogging to emphasize specific muscle groups or motions. Use retro-walking to promote the use of reciprocal muscle groups not normally exercised during forward walking alone.

**CARDIOPULMONARY EXERCISE** monitoring heart rate by telemetry or contact heart rate in handgrips. MET level displayed for easy compliance to patient exercise prescriptions. Belt speeds as low as 0.1 mph to accommodate even the most deconditioned patient.

**OLDER ADULT PATIENTS** can simulate uphill and downhill walking. Retro-walk to reduce flexion contractures with total knee and total hip replacements. Retro-walk is also great for promoting dorsiflexion. (Using the dual height geriatric/pediatric handrails.)

**PEDIATRIC PATIENTS** benefit from small and precise speed increments and adjustable handrails that make this treadmill ideal for use with children too.

**DECK ELEVATION FEATURE** allows the clinician to manually assist patients' gait from a more ergonomically correct position and can be used in conjunction with an unweighting system to de-load a patient's body weight in 1/4" increments.



MULTI-FUNCTION/DISPLAY CONSOLE



SELF-LUBRICATING BELT/DECK



INDEPENDENT INCLINE/DECLINE

## MT200 ELECTRONIC & SOFTWARE FEATURES

- Easy access to all program modes; quick start, manual, preset, plateau, and interval profiles; custom facility, V02 sub-max Gerkin protocol program and symmetry programs
- Set-up mode button allows for easy access to quick patient data entry, program and treadmill function entries
- Instrumented deck to allow basic gait assessment and training
- Intuitive interface for ease of operation
- Large, easy-to-read displays

## EQUIPMENT SPECIFICATIONS

<b>Power</b>	115 volts AC, 60 Hz, 20 amps, NEMA 5-20P power cord
<b>Motor</b>	3HP continuous duty
<b>Belt/Deck</b>	self-lubricating
<b>Overall Dimensions</b>	95" x 40" x 55"
<b>Step-up Height</b>	to step: 5", to deck: 10"
<b>Stride Surface</b>	22" x 60"
<b>Net Weight</b>	516 lbs.
<b>Max User Weight</b>	440 lbs.
<b>Certifications</b>	UL 60601-1, CE conformity to EN 60601-1 EMC, Compliance to EN 60601-1-2

## WARRANTY INFORMATION

**Commercial (All Facilities)** – Lifetime frame, 10 years motor, 3 years parts and labor



# MS300

SEMI-RECUMBENT TOTAL BODY STEPPER



The MS300 facilitates full-body exercise in coordinated, linear, and natural 1:1 leg to arm motion. Self-adjustable stroke length accommodates patients' specific range of motion capabilities, providing low impact movement for knees, ankles, and hips in a semi-recumbent position. MS300's unique quadrilateral exercise pattern allows users to selectively distribute different extent of exercise efforts across their four limbs. Those limbs that input more force can efficiently lead less involved limbs to functional movements and maintain elevated heart rate. A low inertia starting at 5 watts translates to smoothness; the work rate can increase up to 750 watts, accompanied by different step speeds of the user's choice.

## **MS300** SEMI-RECUMBENT TOTAL BODY STEPPER

- Multiple seat adjustments: 8 position swivel seat for ease of patient ingress and egress, 6 position recline seat back for hip angle adjustments, and fore/aft patient positioning
- Symmetry monitoring to measure bilateral power (example: Left 41 watts - Right 34 watts)
- Resistance mode Isokinetic for step speeds from 10 to 210 steps/minute
- Linked upper and lower body linear pattern
- Adjustable position handles with articulating hand grips
- Cushioned footplates with stabilization straps
- Adjustable step range from 1 inch to 12.5 inches
- Heart rate monitoring via handheld and telemetry



# ADVANTAGES AND CLINICAL APPLICATIONS

**COMBINED UPPER AND LOWER BODY** movements provide a full-body workout, build strength and range of motion, and utilize wellness programs to increase longevity.

**DEPENDENTLY LINKED** linear motion pedals allow users to self-adjust the stroke length to accommodate their range-of-motion capabilities.

**CLOSED KINETIC CHAIN** exercise provides low impact movement with minimal stress on knees, ankles, hips and low back in a comfortable semi-recumbent position.

**QUADRILATERAL EXERCISE PATTERN** allows users to distribute the exercise efforts across four limbs. By reducing effort from the involved limb and transferring a greater effort to the uninvolved limbs, they will maintain an elevated heart rate to achieve exercise potential.

**APPLICATIONS INCLUDE** orthopedic, sports medicine, neurological, cardiac rehabilitation and senior rehab and wellness training.



360-DEGREE FULL SEAT ROTATION



ARTICULATING HAND GRIPS



CUSHIONED FOOTPLATES WITH STABILIZATION STRAPS

## MS300 ELECTRONIC & SOFTWARE FEATURES

- Unique symmetry program measures and displays power throughout the pedal stroke, biofeedback encourages patients to maintain power between right and left side
- Isokinetic resistance is an accommodating resistance that is patient-determined throughout the entire range of motion
- Large, easy-to-read displays: time, speed (steps per minute), step length, step count, watts, calories, METs, heart rate, resistance level, symmetry, and much more
- Programs include: manual, hill, plateau, interval, facility, HR and symmetry
- Intuitive interface for ease of operation

**OPTIONS  
SOLD  
SEPARATELY**



LOWER  
EXTREMITY  
STABILIZATION  
SET



HAND/WRIST  
STABILIZATION  
SET

## EQUIPMENT SPECIFICATIONS

<b>Power Train</b>	heavy duty, 8 groove poly-v belt for smooth, quiet operation and the foot pedal assembly rides on high-end linear bearings and guides
<b>Braking Device</b>	eddy current brake (quiet, frictionless and maintenance free), small flywheel mass ensures a minimum starting torque providing low inertia
<b>Power</b>	100–240 volts AC (standard power supply)
<b>Overall Dimensions</b>	81" x 35" x 48"
<b>Net Weight</b>	258 lbs.
<b>Max User Weight</b>	440 lbs.
<b>Certifications</b>	ISO 13485, IEC 60601-1-1, RoHS

## WARRANTY INFORMATION

**Commercial (All Facilities)** – Lifetime frame, 5 years EMS brake, 3 years parts and labor



# MS350

## SEMI-RECUMBENT TOTAL BODY STEPPER



The MS350 adjustable seat not only provides a customized fit, but is also removable for wheelchair access. Patients can experience full-body exercise through coordinated, linear, and natural 1:1 leg to arm motion. Self-adjustable stroke length accommodates patients' specific range of motion capabilities, providing low impact movement for knees, ankles, and hips in a safe, semi-recumbent position. MS350's unique quadrilateral exercise pattern allows users to selectively distribute different extent of exercise efforts across their four limbs. Limbs that input more force can effectively lead less involved to functional movements and maintain elevated heart rate. A low inertia starting at 5 watts translates to smoothness; the work rate can increase up to 750 watts, accompanied by different step speeds of the user's choice.

## **MS350** SEMI-RECUMBENT TOTAL BODY STEPPER

- Multiple seat adjustments: 8 position swivel seat for ease of patient ingress and egress, 6 position recline seat back for hip angle adjustments, and fore/aft patient positioning
- Symmetry monitoring to measure bilateral power (example: Left 41 watts - Right 34 watts)
- Direct wheelchair access along with the step-through frame design allows for easy on and off
- Resistance mode Isokinetic for step speeds from 10 to 210 steps/minute
- Linked upper and lower body linear pattern
- Adjustable position handles with articulating hand grips
- Cushioned footplates with stabilization straps
- Adjustable step range from 1 inch to 12.5 inches
- Heart rate monitoring via handheld and telemetry

# ADVANTAGES AND CLINICAL APPLICATIONS

**COMBINED UPPER AND LOWER BODY** movements provide a full-body workout, build strength and range of motion, and utilize wellness programs to increase longevity.

**DEPENDENTLY LINKED** linear motion pedals allow users to self-adjust the stroke length to accommodate their range-of-motion capabilities.

**CLOSED KINETIC CHAIN** exercise provides low impact movement with minimal stress on knees, ankles, hips and low back in a safe and comfortable semi-recumbent position.

**QUADRILATERAL EXERCISE PATTERN** allows users to distribute the exercise efforts across four limbs. By reducing effort from the involved limb and transferring a greater effort to the uninvolved limbs, they will maintain an elevated heart rate to achieve exercise potential.

**APPLICATIONS INCLUDE** orthopedic, sports medicine, neurological, cardiac rehabilitation and senior rehab and wellness training.



DIRECT WHEELCHAIR ACCESS



ARTICULATING HAND GRIPS



CUSHIONED FOOTPLATES WITH STABILIZATION STRAPS

## MS350 ELECTRONIC & SOFTWARE FEATURES

- Unique symmetry program measures and displays power throughout the pedal stroke, biofeedback encourages patients to maintain power between right and left side
- Large, easy-to-read displays: time, speed (steps per minute), step length, step count, watts, calories, mets, heart rate, resistance level, symmetry, and much more
- Isokinetic resistance is a safe and accommodating resistance that is patient-determined throughout the entire range of motion
- Programs include: manual, hill, plateau, interval, facility, hr and symmetry
- Intuitive interface for ease of operation

**OPTIONS  
SOLD  
SEPARATELY**



LOWER  
EXTREMITY  
STABILIZATION  
SET



HAND/WRIST  
STABILIZATION  
SET

## EQUIPMENT SPECIFICATIONS

<b>Power Train</b>	heavy duty, 8 groove poly-v belt for smooth, quiet operation and the foot pedal assembly rides on high-end linear bearings and guides
<b>Braking Device</b>	eddy current brake (quiet, frictionless and maintenance free), small flywheel mass ensures a minimum starting torque providing low inertia
<b>Power</b>	100–240 Volts: 50/60 Hz: 0.6-0.4A Sinpro model # HPU32A-105, 30 watt
<b>Overall Dimensions</b>	80" x 33" x 47"
<b>Net Weight</b>	306 lbs.
<b>Max User Weight</b>	440 lbs.
<b>Certifications</b>	ISO 13485, IEC 60601-1-1, RoHS

## WARRANTY INFORMATION

**Commercial (All Facilities)** – Lifetime frame, 5 years EMS brake, 3 years parts and labor





RECUMBENT LOWER BODY ERGOMETER

MR100



The MR100's recumbent design pays particular attention to hip and lower body joint mobility, allowing optimal rehabilitation at a relatively relaxed posture. Users may input desired knee flexion angles and the software will suggest the pedal and the seat's fore/aft position. Variables such as body symmetry and limb length can be taken into account for clinicians to finely tailor to every patient's needs. The MR100 is equipped with the standard MA900 Rehabilitation Adjustable Crank, which operates in a closed-kinetic chain environment.

## **MR100** RECUMBENT LOWERBODY ERGOMETER

- Adjustable pedal cranks enable a clinician to adjust the bike to accommodate a patient's range of motion performance capabilities. This includes independently, single side or bilateral adjustments from a limited range of motion as small as 15 degrees through full range of motion
- Multiple seat adjustments: 8 position swivel seat for ease of patient ingress and egress, 6 position recline seat back for hip angle adjustments, and fore/aft patient positioning
- Documentable patient positioning with numbered indexing seat and pedal crank adjustments for consistent patient set-up from visit to visit
- Bidirectional resistance with both forward and reverse pedaling for instantaneous retro-cycling
- Symmetry monitoring to measure bilateral power (example: Left 41 watts - Right 34 watts)
- Multiple resistance modes: constant resistance, constant power and Isokinetic resistance
- Work rate range from under 5 watts up to 1,750 watts
- Dynamic braking minimizes impulse loading
- Software assisted patient set-up
- Sub-max VO<sub>2</sub> testing (YMCA protocol)

# ADVANTAGES AND CLINICAL APPLICATIONS

**CLOSED KINETIC CHAIN** allows patients to begin exercise earlier, safer, and impact free within a pain-free range of motion, thereby reducing the patient's "fear factor."

**ADJUSTABLE SWIVEL SEAT** position, seat back, and pedal crank for easy patient setup, knee and hip angle adjustments.

**ACTIVE MOVEMENT** in both directions.

**BILATERAL SYMMETRY** monitoring assists in improving limb deficiencies and walking gait.

**IDEAL FOR PATIENTS** with patella femoral conditions, total knee replacements, ACL, MCL, and PCL repairs, other ligamentous repairs, arthritic conditions, tendonitis, and many more conditions.



8-POSITION SWIVEL SEAT



MULTI-FUNCTION DISPLAY



SEAT POSITION INDICATOR

## MR100 ELECTRONIC & SOFTWARE FEATURES

- Multiple programs include: quick start, manual mode, preset hill, plateau, and interval profiles; custom facility protocol program, VO2 sub-max YMCA protocol, Isokinetic speed-based resistance (from 25 to 100 RPM)
- Unique Symmetry program measures and displays power around pedal stroke and biofeedback encourages patients to maintain power between right and left leg
- Unique knee angle data input allows entry of desired range of motion to determine seat and pedal crank settings
- Set-up mode allows quick entry of patient data, resistance resolution, settings, and how the information is displayed
- Large, easy-to-read displays: time, RPM, watts, calories, METS, heart rate, power, and much more
- Intuitive interface for ease of operation

**OPTIONS  
SOLD  
SEPARATELY**



NEUROLOGICAL  
PEDAL SET

## EQUIPMENT SPECIFICATIONS

<b>Power Train</b>	heavy duty, 8 groove poly-v belt for smooth, quiet operation, dual spring loaded idlers provide a low start-up resistance and forward/reverse pedaling motion, pedal to brake ratio provides smoother pedaling motion
<b>Braking Device</b>	electro-magnetic resistance allows for very small increments of workloads (5 watts per level at 60 rpm, 2 watts per level at 30 RPM), dual electromagnets provide a controlled Isokinetic resistance and our unique dynamic braking mode
<b>Power</b>	100–240 volts AC (standard power supply)
<b>Overall Dimensions</b>	81" x 35" 48"
<b>Net Weight</b>	186 lbs.
<b>Max User Weight</b>	440 lbs.
<b>Certifications</b>	ISO 13485, IEC 60601-1-2, RoHS

## WARRANTY INFORMATION

**Commercial (All Facilities)** – Lifetime frame, 5 years EMS brake, 3 years parts and labor



UPRIGHT LOWER BODY ERGOMETER

MU100



The MU100 addresses lower-body conditioning with advanced options for optimal knee positioning. Clinicians are able to input desired knee flexion angles and the software will suggest the pedal and the seat fore/aft position. Variables such as body symmetry and limb length can be taken into account for clinicians to finely tailor to every patient's needs. The MU100 is equipped with the standard MA900 Rehabilitation Adjustable Crank, allowing clinicians to address lower extremity range of motion differences by individual positioning of the pedals.

## **MU100** UPRIGHT LOWER BODY ERGOMETER

- Adjustable pedal cranks enable a clinician to adjust the bike to accommodate a patient's range of motion performance capabilities. This includes independently, single side or bilateral adjustments from a limited range of motion as small as 15 degrees through full range of motion
- Bidirectional resistance with both forward and reverse pedaling for instantaneous retro-cycling
- Multiple resistance modes: constant resistance, constant power and Isokinetic resistance
- Documentable patient positioning with numbered indexing seat and pedal crank adjustments for consistent patient set-up from visit to visit
- Multiple seat adjustments: up/down seat position detents, fore/aft patient positioning, and hand-tight, positive locking knobs
- Symmetry monitoring to measure bilateral power (example: Left 41 watts - Right 34 watts)
- Work rate range from under 5 watts up to 1,750 watts
- Dynamic braking minimizes impulse loading
- Sub-max VO2 testing (YMCA protocol)
- Software assisted patient set-up

# ADVANTAGES AND CLINICAL APPLICATIONS

**CLOSED KINETIC CHAIN** allows patients to begin exercise earlier, safer, and impact free within a pain-free range of motion, thereby reducing the patient's "fear factor."

**INCREMENTALLY ADJUST** patient positioning up/down, fore/aft seat, and pedal crank for easy patient set-up.

**ACTIVE MOVEMENT** in both directions.

**BILATERAL SYMMETRY MONITORING** assists in improving limb deficiencies and walking gait.

**IDEAL FOR PATIENTS** with patella femoral conditions, total knee replacements, ACL, MCL, and PCL repairs, other ligamentous repairs, arthritic conditions, tendonitis, and many more conditions.



SEAT POSITION ADJUSTMENTS



ADJUSTABLE PEDAL CRANK



MULTI-FUNCTION DISPLAY

## MU100 ELECTRONIC & SOFTWARE FEATURES

- Unique symmetry program measures and displays power around the pedal stroke and biofeedback encourages patients to maintain power between right and left leg
- Multiple programs include: quick start, manual mode, preset hill, plateau, and interval profiles; custom facility protocol program, VO2 sub-max YMCA protocol, Isokinetic speed-based resistance (from 25 to 100 RPM)
- Unique knee angle data input allows entry of desired range of motion to determine seat and pedal crank settings
- Set-up mode allows quick entry of patient data, resistance resolution, settings, and how the information is displayed
- Large, easy-to-read displays: time, RPM, watts, calories, METS, heart rate, power, and much more
- Intuitive interface for ease of operation

**OPTIONS  
SOLD  
SEPARATELY**



NEUROLOGICAL  
PEDAL SET

## EQUIPMENT SPECIFICATIONS

<b>Power Train</b>	heavy duty, 8 groove poly-v belt for smooth, quiet operation, dual spring loaded idlers provide a low start-up resistance and forward/reverse pedaling motion, pedal to brake ratio provides smoother pedaling motion
<b>Braking Device</b>	electro-magnetic resistance allows for very small increments of workloads (5 watts per level at 60 rpm, 2 watts per level at 30 rpm), dual electromagnets provide a controlled Isokinetic resistance and our unique dynamic braking mode
<b>Power</b>	100–240 volts AC (standard power supply)
<b>Overall Dimensions</b>	43" x 23" x 55"
<b>Net Weight</b>	119 lbs.
<b>Max User Weight</b>	440 lbs.
<b>Certifications</b>	ISO 13485, IEC 60601-1-2, RoHS

## WARRANTY INFORMATION

**Commercial (All Facilities)** – Lifetime frame, 5 years EMS brake, 3 years parts and labor



	PRODUCT	PART #	MSRP
<b>Full Commercial Warranty – Dues-paying Facilities, Vertical Markets, &amp; End Users</b>			
<b>CARDIO</b>	CT900 Treadmill	900846	\$ 6,999.00
	CT900ENT Treadmill with TV and Internet	900856	\$ 9,499.00
	CE900 Elliptical Trainer	900046	\$ 5,699.00
	CE900ENT Elliptical Trainer with TV and Internet	900056	\$ 7,799.00
	CR900 Recumbent Bike	900146	\$ 3,999.00
	CR900ENT Recumbent Bike with TV and Internet	900156	\$ 5,999.00
	CU900 Upright Bike	900346	\$ 3,699.00
	CU900ENT Upright Bike with TV and Internet	900356	\$ 5,599.00
	AB900 Air Bike - Full Commercial including Gyms, Crossfit, Clubs etc.. <b>New</b>	900748	\$ 1,299.00
	CIC800 Indoor Cycle Trainer - No Console Option	800395	\$ 1,499.99
<b>ACCESSORIES</b>	CT900 Treadmill Optional TV Bracket for Personal Viewing Screen*	902846	\$ 250.00
	CE900 Elliptical Trainer Optional TV Bracket for Personal Viewing Screen*	902046	\$ 250.00
	CR900 Recumbent Bike Optional TV Bracket for Personal Viewing Screen*	902046	\$ 250.00
	CU900 Upright Bike Optional TV Bracket for Personal Viewing Screen*	902346	\$ 250.00
<i>* Please contact Broadcast Vision Entertainment at 888-330-4283 for all audio/visual needs.</i>			
<b>Medical – Dues-paying Facilities, Clinical Facilities, Vertical Market &amp; End Users</b>			
<b>CARDIO</b>	MT200 Medical Gait Trainer Treadmill	720082	\$ 7,999.00
	MS350 Medical Recumbent Stepper with Removeable Seat	735015	\$ 5,999.00
	MS300 Medical Recumbent Stepper	730032	\$ 5,499.00

	PRODUCT	PART #	MSRP
C/	MR100 Medical Recumbent Bike	710012	\$ 4,499.00
	MU100 Medical Upright Bike	710022	\$ 3,499.00
ACC	MA901 Neurological Pedal Set (Boot)	790172	\$ 249.00
	MA902 Stepper Lower Body Lateral Stabilizer	790275	\$ 499.00

**Vertical Markets – Non-dues Paying Facilities & End Users**

CARDIO	CT850 Treadmill	850845	\$ 4,799.00
	CT850ENT Treadmill with TV and Internet	850855	\$ 7,999.99
	CT800 Treadmill	800845	\$ 3,999.00
	XT685 Treadmill	685815	\$ 2,399.99
	CE800 Elliptical Trainer	800045	\$ 3,499.00
	CE800ENT Elliptical Trainer with TV and Internet	800055	\$ 5,499.99
	CE850 Adjustable Stride Elliptical Trainer - Requires Power	850045	\$ 3,499.00
	XS895 HIIT Trainer - Adjustable Incline Stepper - <b>NEW</b> - Requires Power	895677	\$ 1,999.00
XE795 Elliptical Trainer	795015	\$ 2,199.99	

	PRODUCT	PART #	MSRP
<b>Vertical Markets – Non-dues Paying Facilities &amp; End Users (cont'd)</b>			
<b>CARDIO (cont'd)</b>	CR800 Recumbent Bike	800145	\$ 2,799.00
	CR800ENT Recumbent Bike with TV and Internet	800155	\$ 4,999.99
	XBR95 Recumbent Bike	951115	\$ 1,699.99
	CU800 Upright Bike	800345	\$ 2,599.00
	CU800ENT Upright Bike with TV and Internet	800355	\$ 4,799.99
	XBU55 Upright Bike - <b>New</b>	551218	\$ 1,299.00
	CRS800S Recumbent Stepper with Swivel Seat - Requires Power	800547	\$ 3,799.99
	CS800 Stepper - Requires Power	800645	\$ 2,499.00
	CRW800 Rower - Requires Power	800945	\$ 1,499.99
	CIC800 Indoor Cycle Trainer - No Console Option	800395	\$ 1,499.99
<b>ACCESSORIES</b>	CT850 Treadmill Medical Handrails	851845	\$ 399.00
	CT800 Treadmill Medical Handrails	801845	\$ 349.00
	CT850 Treadmill Optional TV Bracket for Personal Viewing Screen*	802853	\$ 299.00
	CT800 Treadmill Optional TV Bracket for Personal Viewing Screen*	802843	\$ 299.00
	CE800 Elliptical Trainer Optional TV Bracket for Personal Viewing Screen*	802043	\$ 250.00
	CR800 Recumbent Bike Optional TV Bracket for Personal Viewing Screen*	802143	\$ 250.00
	CU800 Upright Bike Optional TV Bracket for Personal Viewing Screen*	802343	\$ 250.00

\* Please contact Broadcast Vision Entertainment at 888-330-4283 for all audio/visual needs.

# TAG FITNESS

YOU'RE FIT!



ARE YOU  
READY!



TAGFITNESS.NET

Visit Us Online





**Olympic Tri-Grip Ultrathane Encased Plates** ULT-# (Weight)

- Available in the following weights: 2.5lb., 5lb., 10lb., 25lb., 35lb., 45lb.



**Olympic Tri-Grip Rubber Encased Plates** RBR-# (Weight)

- Available in the following weights: 2.5lb., 5lb., 10lb., 25lb., 35lb., 45lb.

**Bumper Plates** OBP-# (Weight)

- Available in the following weights: 5lb, 10lb., 15lb, 25lb., 35lb., 45lb.



**7' Chrome Olympic Bar** BAR-7'OLYMPIC

Chemical chrome finish 7' training bar, 1200lb. test, Weight: 45lbs., 30mm Grip



**Texas Power Bar** BAR-TEXASPOWER

28mm Grip, Black Oxide Bar, Made in USA



**7' High Test Bar** BAR-7'HIGHEST

7' polished steel bar, 1500lb. test bar, Weight: 45lbs., 28mm Grip Black Bar



**47" Olympic Curl Bar** BAR-EZ

Hard chrome finish, Weight: 22lbs., 30mm Grip



**Bumper Plate Rack** RCK-BPR

- 11 Gauge Steel Tube Frame
- Size: 56" x 13" x 12" (38lbs.)



**Olympic Bar Clamps** ACC-MC

- Black in stock, colors can be ordered with longer lead time.



**Locking Bar Collar** ACC-LBC

- Sold in Black pairs
- Quick locking action



**TAG Spring Clips** ACC-OSC



**Olympic Plate Tree** RCK-OPT

- Holds 850lbs. of Olympic Plate
- All welded steel frame
- Rubber feet to protect floors
- Size: 43" H x 24" W x 23" D
- Plates sold separately

*\*Warranty on Hex Dumbbell/Rubber Dumbbell and Plate - Two years against manufacturing defects (Ultrathane Dumbbells, Barbells and Plates - Five years against manufacturing defects). Product not warranted against dropping or throwing. Returned for inspection upon request (original owner is responsible for return postage) - TAG covers replacement shipping.*



**Ultrathane Fixed Straight Bars** BBEL-STRT-# (Weight)

- Available in sizes 20lbs. - 110lbs. in 10lb. increments
- Ultrathane Encased all Steel Heads (not cast iron)



**Ultrathane Fixed Curl Bars** BBEL-EZ-# (Weight)

- Available in sizes 20lbs. - 110lbs. in 10lb. increments
- Ultrathane Encased all Steel Heads (not cast iron)



**8-Sided Urethane Fixed Straight Bars** U8BBEL-STRT-# (Weight)

- Available in sizes 20lbs. - 110lbs. in 10lb. increments
- 8 Sided Urethane Encased all Steel Heads (not cast iron)



**8-Sided Urethane Fixed Curl Bars** U8BBEL-EZ-# (Weight)

- Available in sizes 20lbs. - 110lbs. in 10lb. increments
- 8 Sided Urethane Encased all Steel Heads (not cast iron)



**Premium Round Ultrathane Dumbbells** DBU-# (Weight)

- Premium ultrathane finish
- All Steel Heads (not cast iron)
- Available from 5lbs. -150lbs. in 5lb. increments, and 7.5lbs. -27.5lbs. in half size increments



**8 Sided Pro-Style Ultrathane Dumbbells** U8DB-# (Weight)

- Encased in Premium Urethane
- All Steel Heads (not cast iron)
- Available from 5lbs. -150lbs. in 5lb. increments, and 7.5lbs. -27.5lbs. in half size increments



**Chrome Beauty Dumbbells** CBD-2.5-25 SET

- Contoured handles with urethane inlaid grips provide comfort
- Sold only in sets of 2.5lb to 25lb by 2.5lb increments (10 Pair)



**Micro Polyurethane** PU-2.5-25 SET

- Contoured handles covered in polyurethane coating provide comfort in use
- Offers accurate weight and precision balance
- Sold only in sets of 2.5lb to 25lb by 2.5lb increments (10 Pair)



**Pro-Style Round Rubber Dumbbells** RRDB-5-50 SET

- Commercial-grade rubber encased dumbbell
- All Steel Heads (not cast iron)
- Available only in sets of 5lbs. to 50lbs by 5lb. increments (10 Pair)



**Hex Rubber Dumbbells** HEX-# (Weight)

- Straight hard-chrome handle
- Odorless virgin rubber
- All Steel Heads (not cast iron)
- Available from 3/5/8/10/12/15-100lbs. (by 5's)



**Sample Custom Dumbbells**

*\*Warranty on Hex Dumbbell/Rubber Dumbbell and Plate - Two years against manufacturing defects (Ultrathane Dumbbells, Barbells and Plates - Five years against manufacturing defects). Product not warranted against dropping or throwing. Returned for inspection upon request (original owner is responsible for return postage) - TAG covers replacement shipping.*





### X-Rack RCK-XDBR

- Built for 10 pairs of dumbbells
- Nylon saddles
- Black
- Foot Print: 37" x 22" x 52"



### 2-Tier Tray Rack RCK-KBR2

- 14 gauge 2x4 oval steel tube frame construction
- Footprint 40"x 22"x 26"
- 7 gauge 2 tier steel shelves
- Can be used for Kettlebell, Slam Ball, Wall Ball, Dumbbells, etc.

### 3-Tier 10 Pair Dumbbell Rack with Saddles RCK-SD3.1

- Perfect Solution for a set of 5-50
- Easy clean design
- Multi attached cradles to keep aligned properly
- Designed to eliminate dumbbells hitting angle iron
- Size: 58" x 36" x 36" (199lbs.)




### 2-Tier 10-Pair Dumbbell Saddle Rack

RCK-CDR22 (No #'s)  
 RCK-CDR22S (5-50)  
 RCK-DR22L (55-100)

- Unique saddle design to eliminate scraping of users knuckles
- Designed to eliminate dumbbells hitting angle iron
- Designed for any 10 pairs of Round Dumbbells
- Available Laser Cut Numbered 5-50, 55-100 & without numbers

(Close-up of laser cut numbers.)



\*Warranty on Benches, Storage Racks, Bars - One year - parts. 6 months upholstery.



**3-Tier Horizontal Dumbbell Rack RCK-HDR**

- Designed to hold 13 pairs of dumbbells (3-50lbs.)
- Size: 55" x 32" x 39" (171lbs.)
- Silver Frame, Black Shelves



**3-Tier Horizontal Dumbbell Rack RCK-HDR54**

- Designed to hold 13 pairs of dumbbells (3-50lbs.)
- Size: 38"H x 58"W x 31"D (171lbs.)
- Sold Only Black



**3-Tier Horizontal Dumbbell Rack RCK-HDR70**

- Designed to hold TAG HEX 5-75 (by 5's) 15 pairs of dumbbells
- Size: 38" x 79" x 31" (191lbs.)
- Sold Only Black

**3-Tier Tray Rack RCK-KBR3**

- 14 gauge 2x4 oval steel tube frame construction
- Footprint 59"x 22"x 26"
- 7 gauge 3 tier steel shelves
- Can be used for Kettlebell, Slam Ball, Wall Ball, Dumbbells, etc.



**8 Pair Vertical Dumbbell Rack RCK-VDR8**

- Holds Hex. 3-25lbs., or 5-30lbs.
- Fits flat against the wall
- 8 Pair Size: 45" x 17" x 11" (69lbs.)
- Weights sold separately



**Fixed Barbell Rack RCK-BBR**

- Constructed of heavy-gauge steel with powder coated finish
- Size: 43" x 32" x 53" (115lbs.)
- Weights sold separately
- Holds 10 fixed barbells





**Multi-Angle Bench BNCH-MAB**

- Adjustable 0° to 85°
- Single piece mainframe for added durability
- Size: 44" x 24" x 40" (103lbs.)



**Hyper Extension Bench BNCH-HYP**

- Adjustable thigh pads
- Size: 51" x 32" x 34" (87lbs.)

**FID Bench BNCH-FID-5**

- Adjustable from -10 to 80 degrees
- Size: 54" x 24" x 53" (83lbs.)
- Silver Frame, Black Pads



**FID Bench BNCH-FID-B**

- Adjustable from -10 to 80 degrees
- Upgraded Upholstery
- Size: 54" x 24" x 53" (83lbs.)
- Black Frame, Black Pads



**Multi-Angle Power Bench BNCH-PWR**

- Crinkle Black Electrostatic Powdercoat
- Constructed of 8 & 10-gauge square tubing
- Easy handle design and rear transport wheels
- Flat to Incline w/separate seat adjustment
- Wide 12" back pad for stability
- Size: 54" x 29" x 17.5"
- Weight: 85lbs.



**Adjustable Decline Bench BNCH-DB**

- 11 gauge steel construction
- Easy wheels & handle for movability
- Color: Silver frame; black pads
- Size: 51" x 33" x 79" (120lbs.)





- Sit-Up Bench BNCH-SUB**
- 23° degree angled pad
  - Rear transport wheels for easy mobility
  - Convenient assist handle
  - Size: 24" x 25" x 50" (52lbs.)



- Flat Bench BNCH-FB**
- Single piece mainframe for added durability
  - Size: 18" x 25" x 48" (52lbs.)



- Seated Preacher Curl Bench BNCH-PB**
- Single piece mainframe for added durability
  - Size: 36" x 45" x 36" (100lbs.)



- Utility Bench BNCH-UB**
- Seat low to the ground for stability and comfort
  - Size: 36" x 31" x 32" (44lbs.)



- VKR Power Tower VKR**
- Large padded backrest with lumbar support
  - Parallel dip bars
  - Space-saving design
  - Pull-up/chin-up bar
  - Lifetime welds, one year parts, 6 months on upholstery and grips
  - Size: 42" x 42" x 85" (185lbs.)

- Smith Machine SMITH**
- Counter balance bar weighs only 14lbs.
  - Dual safety stops
  - Size: 87" x 50" x 90" (375lbs.)



\*Warranty on Benches, Storage Racks, Bars - One year - parts. 6 months upholstery. \*Warranty on Grips, Cables & Pulleys - 90 days.

## TAG Power 1/2 Rack RCK-PWR, RCK-PWRCOMBO

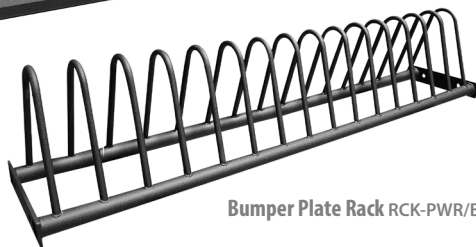
- 3x3 Steel Uprights
- Laser Cut Numbering System
- J Hooks & Safety Spotter Arms INCLUDED
- Location Adjustable Plate Horns INCLUDED (8)
- Multi Chin-Up Positions INCLUDED
- 1" Heavy Case Hardened Hardware
- Welded Endcaps
- Crinkle Black Electrostatic Powdercoat
- Choose any storage combination
- Heavy-duty 8 & 10 Gauge Square Tubing
- Size: 96"x 72"



Med Ball Rack RCK-PWR/MBR



Tray RCK-PWR/FDR



Bumper Plate Rack RCK-PWR/BPR

Dip Station RCK-PWR/DIP



Landmine RCK-PWR/LMA

\*Warranty on Benches, Storage Racks, Bars - One year - parts. 6 months upholstery. \*Warranty on Grips, Cables & Pulleys - 90 days.





### Functional Trainer FUNC-TR

- 1:2 Resistance level on weight stack
- 2-210lb. weight stacks
- Multi-grip positioning handles
- All attachments included
- Size: 68" x 45 x 88" (785lbs.)
- Middle anchor point for suspension training
- Extra handle to make moving workout position easier
- Includes Exercise/Workout placard

### A.T. TAG SportsFlex Multi-Functional Double Handled Cable Attachment & Suspension Training System ACC - ATSPORTSFLEX

The ultimate fitness accessory.



### TRX RTXCLUB4

Commercial Suspension Trainer v.4

- Rubber handles
- Locking carabiner
- Velcro foot cradles
- Use as a Suspension Trainer



### Medicine Ball Rack

RCK-MBR5  
RCK-MBR10

- Size: 53" x 31" x 31" (31lbs.)
- Fits both MedBalls and KettleBalls both available separately
- Available in 5 ball or 10 ball rack



### Fitness Mat with Grommets ACC-EML

- Grommets for hanging
- Size: 3/8" x 24" x 71"

### Mat/Accessory Rack RCK-MAT

- Holds 20 grommet mats and stretch cords/accessories
- Size: 80" x 30" x 39" (35lbs.)







### Slam Balls SLAM-# (Weight)

- New texture and form for better grip and handling
- Synthetic, weather-resistant rubber surface
- Sizes Available: 5, 8, 10, 12, 15, 20, 25, 30, 35 & 40

### 2-Tier Tray Rack RCK-KBR2

- 14 gauge 2x4 oval steel tube frame construction
- 7 gauge 2 tiers steel shelves
- Rubber feet to protect floors
- Shelves - 40"x 12-1/2" / Footprint 40"x 22"x 26"

### Bosu Ball ACC-BOSU

The BOSU® PRO Balance Trainer challenges the entire body with integrated, multi-joint movement that requires muscle groups to work together.



### Accessories Rack RCK-ACR

- Accessories sold separately
- Size: 49" x 27" x 24" (126lbs.)




### Stretch Cords

XERTONE-VL, XERTONE-L, XERTONE-M, XERTONE-H  
XERTONE-UH, XERTONE-SET

- Perfect for Rehabilitation &/or Strength Training
- Isolate Target Muscles
- Available in 5 Resistance Level
- Easy to Clean Plastic Handle

### KettleBall KETL-# (Weight)

- Great for both individual and group exercise training
- Well-balanced, maintains original shape, soft rubber surface, easier on floors than traditional kettlebell
- Sizes Available: 6, 8, 10, 12, 14, 18, 20, 25, 30 & 35



### Foam Roller ACC-FMRLR18, ACC-FMRLR36

- High Density 36" or 18" x 6" Polypropylene Foam Roller (Black with Blue Speckles)



### Medicine Balls MEDBL-# (Weight)

- New texture and form for better grip and handling
- Synthetic, weather-resistant rubber surface
- Sizes Available: 4, 6, 8, 10, 12, 15, 18, 20, 25, & 30



### Kettlebell RKETL-# (Weight)

- Chemical chrome smooth handle - no flaking or chipping
- Sizes Available: 5, 8, 10, 12, 15, 20, 25, 30, 35, 40, 45, 50, 60, 70 & 80
- Great for both individual and group exercise training
- Thick rubber encased coating

\*Warranty on Attachments, Accessories, Medicine Balls & Kettlebells - 90 days against manufacturing defects.



### 3Way Soft Plyo Box PLYO-3 WAY

- Heights: 20, 24", and 30
- Covered with heavy duty vinyl
- All sides have extra grip landing area
- Well-balanced, maintains original shape
- Weight: 70 lbs



### Cardio-Pump CP SET & CP RACK

- Innovative design looks great and provides ample plate storage space for 20 sets
- Each set contains bar, clips and 2 of each 2.5, 5 and 10lb. plates
- Size: 62" x 32" x59"  
(Rack 106lbs./Fully Loaded 910lbs.)



### TAG Wall Ball WALLBALL-# (Weight)

- Sizes Available: 4, 6, 8, 10, 12, 15, 18, 20, 25 & 30
- 14" Diameter
- Soft Shell Construction with even weight distribution



### Battle Ropes ACC-ROPE-1.5-# (Length) & ACC-ROPE-2-# (Length)

- Available in 1.5" & 2" Diameters and in 10', 20', 30', 40' & 50' Lengths - Custom Lengths Available



Blue

Grey

Red

### Fitness Balls ACC-55CM, ACC-65CM, ACC-75CM

- Available in 55cm, 65cm and 75cm



**Deluxe Stirrup Chrome Handle PU Grip**  
ATT-SINGLE



**Seated Row/Chinning Chrome Bar PU Grip**  
ATT-ROW/TRAINING



**Multi-Exercise Chrome Bar PU Grip, Revolving**  
ATT-MULTI



**Triceps Full Extension Chrome Bar PU Grip**  
ATT-TRICEP



**17" Chrome Cable Bar PU Grip, Revolving**  
ATT-STRAIGHT17



**28" Chrome Curl Bar PU Grip, Revolving**  
ATT-CURL28



**48" Chrome Lat Bar PU Grip, Revolving**  
ATT-LAT48



**38" Chrome Lat Bar PU Grip, Revolving**  
ATT-LAT36



**24\"/>**



**Hammer Rope**  
ATT-HAMMER



**Ankle Cuff**  
ATT-ANKLE



**Soft Grip Handle**  
ATT-NYLONGRIP

\*Warranty on Attachments, Accessories, Medicine Balls & Kettlebells - 90 days against manufacturing defects.





### MOBILITY RACK

#### RCK-MOB (Rack Only)

(Items Pictured on Rack Sold Separately)

- Organize, Store and Clean-Up your Fitness Area
- Single Storage Station for a variety of equipment
- 2x2 Steel 12 Gauge Uprights
- 4 Heavy Duty Caster Wheels (2 locking)
- 4 hooks to hang stretch cords, jump ropes and other accessories
- Adjustable holders for 18 WallBalls and/or Medicine Ball
- Adjustable holders for Stability Balls and/or Bosu Balls
- Trays can hold 5-50# Hex Dumbbells or Load Trays with a combination Slam Balls, Kettlebells, Dumbbells, Foam Rollers, Yoga Mats, etc.
- Welded Endcaps
- Lifetime welds, one year parts
- Size Loaded – 100"x71"x33"



### VERSA RACK

#### RCK-VERSA (Rack Only)

VERSA1 (Rack and Items Pictured)

- 2 x 2 Steel 12 Gauge Uprights
- Adjustable at any height for Ball Holders
- Trays can hold 5-30lbs. Hex Dumbbells, Load trays w/Slam Balls, Kettlebells, Dumbbells, Foam Rollers, Yoga Mats, etc.
- Holds Mat w/Grommets 19" on Center up to 71" Long
- Welded Endcaps
- Lifetime Welds, One Year Parts
- Size: 48"W x 36"D
- Weight: 170lbs.



#### Fit Cart - RCK-FITCART

- Heavy Duty Casters To Move Anywhere With Ease
- Fits through a 36" door opening
- 2x2 Steel 12 Gauge Uprights
- Size: 40.5" wide x 33" deep x 60" tall - 137 lbs



(Sample combination)

# TAG FITNESS

**YOU'RE FIT!**

TAG FITNESS  
 320 CHARLES COURT  
 WEST CHICAGO, IL 60185  
 TEL: 630-375-1500  
 EMAIL: sales@tagfitness.net  
 www.TAGFitness.net



SKU	Description	Dec 2018	Pack	Weight	MSRP
-----	-------------	----------	------	--------	------

<b>TAG 8 SIDED PREMIUM ULTRATHANE DUMBBELLS W/STRAIGHT HANDLES - all priced as pairs</b>					3.90
--	--	--	--	--	------



8 Sided Design to prevent rolling  
 Textured Finish to eliminate fingerprints  
 One-piece solid cast and steel head designed encased in ultrathane offers accurate weight and precision balance  
 Will not spin or come loose like bulky bolt-together dumbbells; Secure Dumbbell System Construction  
 8 Sided Premium Ultrathane 5 year warranty covers defects in workmanship to the original owner under normal usage. Normal usage does not include dropping, throwing or bouncing

U8DB-5	TAG 8 Sided Premium 5lb Ultrathane Dumbbell (pair)		1 pr.	10	39.00
U8DB-10	TAG 8 Sided Premium 10lb Ultrathane Dumbbell (pair)		1 pr.	20	78.00
U8DB-15	TAG 8 Sided Premium 15lb Ultrathane Dumbbell (pair)		1 pr.	30	117.00
U8DB-20	TAG 8 Sided Premium 20lb Ultrathane Dumbbell (pair)		1 pr.	40	156.00
U8DB-25	TAG 8 Sided Premium 25lb Ultrathane Dumbbell (pair)		1 pr.	50	195.00
U8DB-30	TAG 8 Sided Premium 30lb Ultrathane Dumbbell (pair)		1 pr.	60	234.00
U8DB-35	TAG 8 Sided Premium 35lb Ultrathane Dumbbell (pair)		1 pr.	70	273.00
U8DB-40	TAG 8 Sided Premium 40lb Ultrathane Dumbbell (pair)		1 pr.	80	312.00
U8DB-45	TAG 8 Sided Premium 45lb Ultrathane Dumbbell (pair)		1 pr.	90	351.00
U8DB-50	TAG 8 Sided Premium 50lb Ultrathane Dumbbell (pair)		1 pr.	100	390.00

U8DB-55	TAG 8 Sided Premium 55lb Ultrathane Dumbbell (pair)		1 pr.	110	429.00
U8DB-60	TAG 8 Sided Premium 60lb Ultrathane Dumbbell (pair)		1 pr.	120	468.00
U8DB-65	TAG 8 Sided Premium 65lb Ultrathane Dumbbell (pair)		1 pr.	130	507.00
U8DB-70	TAG 8 Sided Premium 70lb Ultrathane Dumbbell (pair)		1 pr.	140	546.00
U8DB-75	TAG 8 Sided Premium 75lb Ultrathane Dumbbell (pair)		1 pr.	150	585.00
U8DB-80	TAG 8 Sided Premium 80lb Ultrathane Dumbbell (pair)		1 pr.	160	624.00
U8DB-85	TAG 8 Sided Premium 85lb Ultrathane Dumbbell (pair)		1 pr.	170	663.00
U8DB-90	TAG 8 Sided Premium 90lb Ultrathane Dumbbell (pair)		1 pr.	180	702.00
U8DB-95	TAG 8 Sided Premium 95lb Ultrathane Dumbbell (pair)		1 pr.	190	741.00
U8DB-100	TAG 8 Sided Premium 100lb Ultrathane Dumbbell (pair)		1 pr.	200	780.00

U8DB-105	TAG 8 Sided Premium 105lb Ultrathane Dumbbell (pair)		1 pr.	210	819.00
U8DB-110	TAG 8 Sided Premium 110lb Ultrathane Dumbbell (pair)		1 pr.	220	858.00
U8DB-115	TAG 8 Sided Premium 115lb Ultrathane Dumbbell (pair)		1 pr.	230	897.00
U8DB-120	TAG 8 Sided Premium 120lb Ultrathane Dumbbell (pair)		1 pr.	240	936.00

U8DB-125	TAG 8 Sided Premium 125lb Ultrathane Dumbbell (pair)		1 pr.	250	975.00
U8DB-130	TAG 8 Sided Premium 130lb Ultrathane Dumbbell (pair)		1 pr.	260	1,014.00
U8DB-135	TAG 8 Sided Premium 135lb Ultrathane Dumbbell (pair)		1 pr.	270	1,053.00
U8DB-140	TAG 8 Sided Premium 140lb Ultrathane Dumbbell (pair)		1 pr.	280	1,092.00
U8DB-145	TAG 8 Sided Premium 145lb Ultrathane Dumbbell (pair)		1 pr.	290	1,131.00
U8DB-150	TAG 8 Sided Premium 150lb Ultrathane Dumbbell (pair)		1 pr.	300	1,170.00

U8DB-7.5	TAG 8 Sided Premium 7.5lb Ultrathane Dumbbell (pair)		1 pr.	15	58.50
U8DB-12.5	TAG 8 Sided Premium 12.5lb Ultrathane Dumbbell (pair)		1 pr.	25	97.50
U8DB-17.5	TAG 8 Sided Premium 17.5lb Ultrathane Dumbbell (pair)		1 pr.	35	136.50
U8DB-22.5	TAG 8 Sided Premium 22.5lb Ultrathane Dumbbell (pair)		1 pr.	45	175.50
U8DB-27.5	TAG 8 Sided Premium 27.5lb Ultrathane Dumbbell (pair)		1 pr.	55	214.50





U8DB-5-50 set	Complete set 5-50lbs 8 Sided Ultrathane DB's		10 prs.	550	2,145.00
U8DB-5-75 set	Complete set 5-75lbs 8 Sided Ultrathane DB's		15 prs.	1,200	4,680.00
U8DB-55-100 set	Complete set 55-100lbs 8 Sided Ultrathane DB's		10 prs.	1,550	6,045.00
U8DB-7.5-27.5 set	Complete set 55-100lbs 8 Sided Ultrathane DB's		5 prs.	175	682.50

<b>TAG PREMIUM ULTRATHANE DUMBBELLS W/STRAIGHT HANDLES - all priced as pairs</b>					3.90
--	--	--	--	--	------



Secure Dumbbell System Construction  
 Patented Premium Ultrathane finish adds to the look and life of your dumbbells  
 One-piece solid cast and steel head designed encased in ultrathane offers accurate weight and precision balance  
 Will not spin or come loose like bulky bolt-together dumbbells  
 Premium Ultrathane 5 year warranty covers defects in workmanship to the original owner under normal usage. Normal usage does not include dropping, throwing or bouncing

DBU-5	TAG 5lb Premium Ultrathane Dumbbell (pair)		1 pr.	10	39.00
DBU-10	TAG 10lb Premium Ultrathane Dumbbell (pair)		1 pr.	20	78.00
DBU-15	TAG 15lb Premium Ultrathane Dumbbell (pair)		1 pr.	30	117.00
DBU-20	TAG 20lb Premium Ultrathane Dumbbell (pair)		1 pr.	40	156.00
DBU-25	TAG 25lb Premium Ultrathane Dumbbell (pair)		1 pr.	50	195.00
DBU-30	TAG 30lb Premium Ultrathane Dumbbell (pair)		1 pr.	60	234.00
DBU-35	TAG 35lb Premium Ultrathane Dumbbell (pair)		1 pr.	70	273.00
DBU-40	TAG 40lb Premium Ultrathane Dumbbell (pair)		1 pr.	80	312.00
DBU-45	TAG 45lb Premium Ultrathane Dumbbell (pair)		1 pr.	90	351.00
DBU-50	TAG 50lb Premium Ultrathane Dumbbell (pair)		1 pr.	100	390.00

SKU	Description	Dec 2018	Pack	Weight	MSRP
<b>TAG PREMIUM ULTRATHANE DUMBBELLS W/STRAIGHT HANDLES - all priced as pairs</b>					3.90
	<p>Secure Dumbbell System Construction</p> <p>Patented Premium Ultrathane finish adds to the look and life of your dumbbells</p> <p>One-piece solid cast and steel head designed encased in ultrathane offers accurate weight and precision balance</p> <p>Premium Ultrathane 5 year warranty covers defects in workmanship to the original owner under normal usage. Normal usage does not include dropping, throwing or bouncing</p> <p>Will not spin or come loose like bulky bolt-together dumbbells</p>				
DBU-55	TAG 55lb Premium Ultrathane Dumbbell (pair)		1 pr.	110	429.00
DBU-60	TAG 60lb Premium Ultrathane Dumbbell (pair)		1 pr.	120	468.00
DBU-65	TAG 65lb Premium Ultrathane Dumbbell (pair)		1 pr.	130	507.00
DBU-70	TAG 70lb Premium Ultrathane Dumbbell (pair)		1 pr.	140	546.00
DBU-75	TAG 75lb Premium Ultrathane Dumbbell (pair)		1 pr.	150	585.00
DBU-80	TAG 80lb Premium Ultrathane Dumbbell (pair)		1 pr.	160	624.00
DBU-85	TAG 85lb Premium Ultrathane Dumbbell (pair)		1 pr.	170	663.00
DBU-90	TAG 90lb Premium Ultrathane Dumbbell (pair)		1 pr.	180	702.00
DBU-95	TAG 95lb Premium Ultrathane Dumbbell (pair)		1 pr.	190	741.00
DBU-100	TAG 100lb Premium Ultrathane Dumbbell (pair)		1 pr.	200	780.00
DBU-105	TAG 105lb Premium Ultrathane Dumbbell (pair)		1 pr.	210	819.00
DBU-110	TAG 110lb Premium Ultrathane Dumbbell (pair)		1 pr.	220	858.00
DBU-115	TAG 115lb Premium Ultrathane Dumbbell (pair)		1 pr.	230	897.00
DBU-120	TAG 120lb Premium Ultrathane Dumbbell (pair)		1 pr.	240	936.00
DBU-125	TAG 125lb Premium Ultrathane Dumbbell (pair)		1 pr.	250	975.00
DBU-130	TAG 130lb Premium Ultrathane Dumbbell (pair)		1 pr.	260	1,014.00
DBU-135	TAG 135lb Premium Ultrathane Dumbbell (pair)		1 pr.	270	1,053.00
DBU-140	TAG 140lb Premium Ultrathane Dumbbell (pair)		1 pr.	280	1,092.00
DBU-145	TAG 145lb Premium Ultrathane Dumbbell (pair)		1 pr.	290	1,131.00
DBU-150	TAG 150lb Premium Ultrathane Dumbbell (pair)		1 pr.	300	1,170.00
DBU-7.5	TAG 7.5lb Premium Ultrathane Dumbbell (pair)		1 pr.	15	58.50
DBU-12.5	TAG 12.5lb Premium Ultrathane Dumbbell (pair)		1 pr.	25	97.50
DBU-17.5	TAG 17.5lb Premium Ultrathane Dumbbell (pair)		1 pr.	35	136.50
DBU-22.5	TAG 22.5lb Premium Ultrathane Dumbbell (pair)		1 pr.	45	175.50
DBU-27.5	TAG 27.5lb Premium Ultrathane Dumbbell (pair)		1 pr.	55	214.50
DBU-7.5-27.5 set	TAG 7.5 to 27.5lb Premium Ultrathane Dumbbell (5 pairs)		5 prs.	175	682.50
DBU-5-50 set	Complete set 5-50lbs SDS DB's		10 prs.	550	2,145.00
DBU-5-75 set	Complete set 5-75lbs SDS DB's		15 prs.	1,200	4,680.00
DBU-55-100 set	Complete set 55-100lbs SDS DB's		10 prs.	1,550	6,045.00
<b>TAG RUBBER DUMBBELLS W/STRAIGHT HANDLES - sold as set of 5-50 ONLY</b>					3.50
	<p>Secure Dumbbell System Construction</p> <p>Patented Rubber finish adds to the look and life of your dumbbells</p> <p>One-piece solid cast and steel head designed encased in virgin rubber offers accurate weight and precision balance</p> <p>Will not spin or come loose like bulky bolt-together dumbbells</p> <p>Rubber 2 year warranty covers defects in workmanship to the original owner under normal usage. Normal usage does not include dropping, throwing or bouncing</p>				
RRDB 5-50 set	Complete set 5-50lbs SDS DB's		10 prs.	550	1,650.00
<b>TAG CHROME DUMBBELLS W/Contoured Handles - sold as set of 2.5-25 ONLY</b>					
	<ul style="list-style-type: none"> <li>• Urethane enlaid rings around dumbbell heads help prevent damage to floors and equipment</li> <li>• Contoured handles with urethane enlaid grips provide comfort</li> <li>• Offers Accurate Weight and Precision Balance • Chrome &amp; Black</li> <li>• 5 Year Warranty under Normal Usage</li> <li>• Sold in Sets of 2.5 lb to 25 lb by 2.5 lb increments Only.</li> </ul>				
CDB-2.5-25 SET	Complete set 2.5-25lbs SDS DB's		10 prs.	275	935.00
<b>TAG MICRO POLY-URETHANE DUMBBELLS w/Contoured Handles - sold as set of 2.5-25 ONLY</b>					
	<ul style="list-style-type: none"> <li>• One-piece solid cast design encased in odorless premium urethane</li> <li>• Prevents damage to floors and equipment • Offers Accurate Weight and Precision Balance • Black</li> <li>• Contoured handles covered in polyurethane coating provide comfort in use</li> <li>• 5 Year Warranty under Normal Usage</li> <li>• Sold in Sets of 2.5 lb to 25 lb by 2.5 lb increments Only.</li> </ul>				
PU-2.5-25 SET	Complete set 2.5-25lbs SDS DB's		10 prs.	275	1,045.00

SKU	Description	Dec 2018	Pack	Weight	MSRP
-----	-------------	----------	------	--------	------

**SDS HEX RUBBER ENCASED DUMBBELLS W/STRAIGHT HANDLES - all priced as pairs** 2.00



One-piece solid cast and steel head design encased in virgin rubber (not recycled rubber) offers accurate weight and precision balance  
 Will not spin or come loose like bulky bolt-together dumbbells  
 Encased with odorless durable rubber; will not crack or fade and prevents damage to floors and equipment  
 Rubber Hex 2 year warranty covers defects in workmanship to the original owner under normal usage. Normal usage does not include dropping, throwing or bouncing

HEX-3	TAG 3lb Rubber HEX Dumbbell (Pair)		1 pr.	6	12.00
HEX-5	TAG 5lb Rubber HEX Dumbbell (Pair)		1 pr.	10	20.00
HEX-8	TAG 8lb Rubber HEX Dumbbell (Pair)		1 pr.	16	32.00
HEX-10	TAG 10lb Rubber HEX Dumbbell (Pair)		1 pr.	20	40.00
HEX-12	TAG 12lb Rubber HEX Dumbbell (Pair)		1 pr.	24	48.00
HEX-15	TAG 15lb Rubber HEX Dumbbell (Pair)		1 pr.	30	60.00
HEX-20	TAG 20lb Rubber HEX Dumbbell (Pair)		1 pr.	40	80.00
HEX-25	TAG 25lb Rubber HEX Dumbbell (Pair)		1 pr.	50	100.00
HEX-30	TAG 30lb Rubber HEX Dumbbell (Pair)		1 pr.	60	120.00
HEX-35	TAG 35lb Rubber HEX Dumbbell (Pair)		1 pr.	70	140.00
HEX-40	TAG 40lb Rubber HEX Dumbbell (Pair)		1 pr.	80	160.00
HEX-45	TAG 45lb Rubber HEX Dumbbell (Pair)		1 pr.	90	180.00
HEX-50	TAG 50lb Rubber HEX Dumbbell (Pair)		1 pr.	100	200.00
HEX-55	TAG 55lb Rubber HEX Dumbbell (Pair)		1 pr.	110	220.00
HEX-60	TAG 60lb Rubber HEX Dumbbell (Pair)		1 pr.	120	240.00
HEX-65	TAG 65lb Rubber HEX Dumbbell (Pair)		1 pr.	130	260.00
HEX-70	TAG 70lb Rubber HEX Dumbbell (Pair)		1 pr.	140	280.00
HEX-75	TAG 75lb Rubber HEX Dumbbell (Pair)		1 pr.	150	300.00
HEX-80	TAG 80lb Rubber HEX Dumbbell (Pair)		1 pr.	160	320.00
HEX-85	TAG 85lb Rubber HEX Dumbbell (Pair)		1 pr.	170	340.00
HEX-90	TAG 90lb Rubber HEX Dumbbell (Pair)		1 pr.	180	360.00
HEX-95	TAG 95lb Rubber HEX Dumbbell (Pair)		1 pr.	190	380.00
HEX-100	TAG 100lb Rubber HEX Dumbbell (Pair)		1 pr.	200	400.00

HEX 3-25 SET	TAG 3-25lb Rubber HEX Dumbbell Set (8Pair)		8 pr.	196	392.00
HEX 5-50 SET	TAG 5-50lb Rubber HEX Dumbbell Set (10Pair)		10 pr.	550	1,100.00
HEX 5-75 SET	TAG 5-75lb Rubber HEX Dumbbell Set (15Pair)		10 pr.	1,200	2,400.00
HEX 55-100 SET	TAG 55-100lb Rubber HEX Dumbbell Set (10Pair)		10 pr.	1,550	3,100.00
HEX 5-100 SET	TAG 5-100lb Rubber HEX Dumbbell Set (20Pair)		20 pr.	2,100	4,200.00

**STRAIGHT FIXED BARBELL - 8 SIDED - PREMIUM ULTRATHANE ENCASED** 4.00



Ultrathane Fixed Barbell 5 year warranty covers defects in workmanship to the original owner under normal usage.  
 Normal usage does not include dropping, throwing or bouncing

U8BBEL-STRT-20U	TAG 8 Sided 20lb Urethane Barbell with Straight Handle		1 ea.	20	80.00
U8BBEL-STRT-30U	TAG 8 Sided 30lb Urethane Barbell with Straight Handle		1 ea.	30	120.00
U8BBEL-STRT-40U	TAG 8 Sided 40lb Urethane Barbell with Straight Handle		1 ea.	40	160.00
U8BBEL-STRT-50U	TAG 8 Sided 50lb Urethane Barbell with Straight Handle		1 ea.	50	200.00
U8BBEL-STRT-60U	TAG 8 Sided 60lb Urethane Barbell with Straight Handle		1 ea.	60	240.00
U8BBEL-STRT-70U	TAG 8 Sided 70lb Urethane Barbell with Straight Handle		1 ea.	70	280.00
U8BBEL-STRT-80U	TAG 8 Sided 80lb Urethane Barbell with Straight Handle		1 ea.	80	320.00
U8BBEL-STRT-90U	TAG 8 Sided 90lb Urethane Barbell with Straight Handle		1 ea.	90	360.00
U8BBEL-STRT-100U	TAG 8 Sided 100lb Urethane Barbell with Straight Handle		1 ea.	100	400.00
U8BBEL-STRT-110U	TAG 8 Sided 110lb Urethane Barbell with Straight Handle		1 ea.	110	440.00
U8BBEL STRT-20-110 SETU	TAG 8 Sided 20-110lb Urethane Fixed Barbell with Straight Handle Set		10 bars	650	2,600.00

**EZ CURL FIXED BARBELL - 8 SIDED - PREMIUM ULTRATHANE ENCASED** 4.00



Ultrathane Fixed Barbell 5 year warranty covers defects in workmanship to the original owner under normal usage.  
 Normal usage does not include dropping, throwing or bouncing

U8BBEL-EZ-20U	TAG 8 Sided 20lb Urethane Barbell with EZ Curl Handle		1 ea.	20	80.00
U8BBEL-EZ-30U	TAG 8 Sided 30lb Urethane Barbell with EZ Curl Handle		1 ea.	30	120.00
U8BBEL-EZ-40U	TAG 8 Sided 40lb Urethane Barbell with EZ Curl Handle		1 ea.	40	160.00
U8BBEL-EZ-50U	TAG 8 Sided 50lb Urethane Barbell with EZ Curl Handle		1 ea.	50	200.00
U8BBEL-EZ-60U	TAG 8 Sided 60lb Urethane Barbell with EZ Curl Handle		1 ea.	60	240.00
U8BBEL-EZ-70U	TAG 8 Sided 70lb Urethane Barbell with EZ Curl Handle		1 ea.	70	280.00
U8BBEL-EZ-80U	TAG 8 Sided 80lb Urethane Barbell with EZ Curl Handle		1 ea.	80	320.00
U8BBEL-EZ-90U	TAG 8 Sided 90lb Urethane Barbell with EZ Curl Handle		1 ea.	90	360.00
U8BBEL-EZ-100U	TAG 8 Sided 100lb Urethane Barbell with EZ Curl Handle		1 ea.	100	400.00
U8BBEL-EZ-110U	TAG 8 Sided 110lb Urethane Barbell with EZ Curl Handle		1 ea.	110	440.00
U8BBEL EZ-20-110 SETU	TAG 8 Sided 20-110lb Urethane Fixed Barbell with EZ Curl Handle Set		10 bars	650	2,600.00



SKU	Description	Dec 2018	Pack	Weight	MSRP
-----	-------------	----------	------	--------	------

### SDS STRAIGHT BARS, PREMIUM ULTRATHANE ENCASED

4.00



Ultrathane Fixed Barbell 5 year warranty covers defects in workmanship to the original owner under normal usage.  
Normal usage does not include dropping, throwing or bouncing

BBEL-STRT-20U	TAG Premium Ultrathane 20lb Fixed Barbell with straight handle	1 ea.	20	80.00
BBEL-STRT-30U	TAG Premium Ultrathane 30lb Fixed Barbell with straight handle	1 ea.	30	120.00
BBEL-STRT-40U	TAG Premium Ultrathane 40lb Fixed Barbell with straight handle	1 ea.	40	160.00
BBEL-STRT-50U	TAG Premium Ultrathane 50lb Fixed Barbell with straight handle	1 ea.	50	200.00
BBEL-STRT-60U	TAG Premium Ultrathane 60lb Fixed Barbell with straight handle	1 ea.	60	240.00
BBEL-STRT-70U	TAG Premium Ultrathane 70lb Fixed Barbell with straight handle	1 ea.	70	280.00
BBEL-STRT-80U	TAG Premium Ultrathane 80lb Fixed Barbell with straight handle	1 ea.	80	320.00
BBEL-STRT-90U	TAG Premium Ultrathane 90lb Fixed Barbell with straight handle	1 ea.	90	360.00
BBEL-STRT-100U	TAG Premium Ultrathane 100lb Fixed Barbell with straight handle	1 ea.	100	400.00
BBEL-STRT-110U	TAG Premium Ultrathane 110lb Fixed Barbell with straight handle	1 ea.	110	440.00
BBEL-STRT-20-110 SETU	TAG Premium Ultrathane 20-110lb Fixed Barbell with straight handle Set	10 bars	650	2,600.00

### SDS CURL BARS, PREMIUM ULTRATHANE ENCASED

4.00



Ultrathane Fixed Barbell 5 year warranty covers defects in workmanship to the original owner under normal usage.  
Normal usage does not include dropping, throwing or bouncing

BBEL-EZ-20U	TAG Premium Ultrathane 20lb Fixed Barbell with EZ Curl handle	1 ea.	20	80.00
BBEL-EZ-30U	TAG Premium Ultrathane 30lb Fixed Barbell with EZ Curl handle	1 ea.	30	120.00
BBEL-EZ-40U	TAG Premium Ultrathane 40lb Fixed Barbell with EZ Curl handle	1 ea.	40	160.00
BBEL-EZ-50U	TAG Premium Ultrathane 50lb Fixed Barbell with EZ Curl handle	1 ea.	50	200.00
BBEL-EZ-60U	TAG Premium Ultrathane 60lb Fixed Barbell with EZ Curl handle	1 ea.	60	240.00
BBEL-EZ-70U	TAG Premium Ultrathane 70lb Fixed Barbell with EZ Curl handle	1 ea.	70	280.00
BBEL-EZ-80U	TAG Premium Ultrathane 80lb Fixed Barbell with EZ Curl handle	1 ea.	80	320.00
BBEL-EZ-90U	TAG Premium Ultrathane 90lb Fixed Barbell with EZ Curl handle	1 ea.	90	360.00
BBEL-EZ-100U	TAG Premium Ultrathane 100lb Fixed Barbell with EZ Curl handle	1 ea.	100	400.00
BBEL-EZ-110U	TAG Premium Ultrathane 110lb Fixed Barbell with EZ Curl handle	1 ea.	110	440.00
BBEL-EZ-20-110 SETU	TAG Premium Ultrathane 20-110lb Fixed Barbell with EZ Curl handle Set	10 bars	650	2,600.00

### OLYMPIC GRIP ULTRATHANE PLATES

3.50



Long-lasting Ultrathane-encased commercial grade weight plates  
Non-marring, non-odor plates offer years of trouble-free performance without cracking, fading, or damage to floors  
Ultrathane 5 year warranty covers defects in workmanship to the original owner under normal usage. Normal usage does not include dropping, throwing or bouncing.

ULT-2.5	TAG 2.5lb Ultrathane Olympic Plate	1 ea.	2.5	8.75
ULT-5	TAG 5lb Ultrathane Olympic Plate	1 ea.	5	17.50
ULT-10	TAG 10lb Ultrathane Olympic Plate	1 ea.	10	35.00
ULT-25	TAG 25lb Ultrathane Olympic Plate	1 ea.	25	87.50
ULT-35	TAG 35lb Ultrathane Olympic Plate	1 ea.	35	122.50
ULT-45	TAG 45lb Ultrathane Olympic Plate	1 ea.	45	157.50
ULT-SET	TAG Ultrathane Plate 255lb Set (2ea-2.5,10,25,35,45 & 4ea-5's)	16 pairs	255	892.50

### OLYMPIC GRIP RUBBER PLATES

2.10



Durable virgin rubber-encased (not recycled rubber) commercial grade weight plates  
Offers performance, durability, and good looks and priced to fit your budget  
Rubber 2 year warranty covers defects in workmanship to the original owner under normal usage. Normal usage does not include dropping, throwing or bouncing.


RBR-2.5	TAG 2.5lb Rubber Olympic Plate	1 ea.	2.5	8.75
RBR-5	TAG 5lb Rubber Olympic Plate	1 ea.	5	17.50
RBR-10	TAG 10lb Rubber Olympic Plate	1 ea.	10	35.00
RBR-25	TAG 25lb Rubber Olympic Plate	1 ea.	25	87.50
RBR-35	TAG 35lb Rubber Olympic Plate	1 ea.	35	122.50
RBR-45	TAG 45lb Rubber Olympic Plate	1 ea.	45	157.50
RBR-SET	TAG Rubber Plate 255lb Set (2ea-2.5,10,25,35,45 & 4ea-5's)	16 pairs	255	892.50
RBR-300SET	RBR-SET (above) plus 1ea. 7' - 1200 Test Oly Bar & 1 pair TAG Spring Clips		300	1,182.50





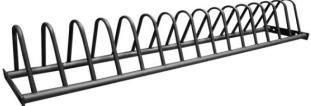



SKU	Description	Dec 2018	Pack	Weight	MSRP
<b>OLYMPIC BUMPER PLATES</b>					
 <p>Manufactured with Virgin Rubber, Specially formulated with high density and low bounce, Raised Colored Lettering for easy readability, Sold in pounds, individually Stainless steel inserts, 2 year warranty, Offers performance &amp; durability, black, 2" Inside Collar Diameter Width Size: 10lb's - 1.02"; 25lb's - 1.8"; 35lb's - 2.4"; 45lb's - 2.83"; 450mm in diameter for 45, 35 &amp; 25 - 445mm for 10's</p>					
OBP-5	TAG 5lb Olympic Bumper Plate		1 ea.	5	25.98
OBP-10	TAG 10lb Olympic Bumper Plate		1 ea.	10	38.00
OBP-15	TAG 15lb Olympic Bumper Plate		1 ea.	15	38.00
OBP-25	TAG 25lb Olympic Bumper Plate		1 ea.	25	55.00
OBP-35	TAG 35lb Olympic Bumper Plate		1 ea.	35	77.00
OBP-45	TAG 45lb Olympic Bumper Plate		1 ea.	45	99.00
<b>BARS</b>					
					
BAR-7' Olympic	7' 1200lb Test Chemical Chrome Olympic Bar		1 ea.	44	278.00
BAR-7' High Test	7' 1500lb Test Chemical Chrome Sleeve & Black Oxide Handle Olympic Bar		1 ea.	44	370.00
BAR-7' TEX	7' TEXAS Power Bar - Black Oxide Handle Olympic Bar		1 ea.	44	498.00
BAR-EZ	47" Olympic EZ Curl Bar		1 ea.	22	164.00
ACC-MC	Muscle Clamp Olympic Collar (pair)		pair	2	52.00
ACC-LBC	Locking Olympic Bar Collar (pair)		pair	2	32.00
ACC-OSC	TAG - Standard Wire 2" Spring Collar w/soft plastic handle (pair)		pair	1	12.00
<b>STORAGE SYSTEMS</b>					
 <p>A Compact Versatile Rack - Mounting Holes every 2" for Complete Adjustability Assembled dimensions: 72" Wide x 79" Tall x 33" Deep - 120 lbs- Lifetime welds, one year parts against manufacturing defects • 4 Hooks to Hold Stretch Cords/Bands • Adjustable at any height for Ball Holders</p>					
<b>RCK-VERSA</b>	<b>TAG Versatile Rack (rack only)</b>		1 ea.		<b>698.00</b>
<b>RCK-VERSA1</b>	<b>Loaded Rack w/ACC-55, 65 &amp; 75; MedBall 6/8/10/12/15/20; ACC-EML(MatsX4); HEX (pairs) 5/10/15/20/25</b>				<b>1,670.00</b>
<b>RCK-VERSA2</b>	<b>Loaded Rack w/ACC-55, 65 &amp; 75; MedBall 6/8/10/12/15/20; ACC-EML(MatsX4); RKETL 5/10/12/15/20/25/30</b>				<b>1,698.00</b>
RCK-VERSA/MB	adding a 2-MEDBALL attachment		1 ea.		58.00
RCK-VERSA/MB	adding a Mat Rack attachment		1 ea.		24.00
RCK-VERSA/SB	adding a STABILITY BALL attachment (each)		1 ea.		32.00
RCK-VERSA/TR	adding a FLAT TRAY attachment		1 ea.		78.00
 <ul style="list-style-type: none"> <li>• 2x2 Steel 12 Gauge Uprights (pictured &amp; sold separately - accessories &amp;/or rack)</li> <li>• Trays can hold 5-50# Hex Dumbbells Load Trays w/Slam Balls, Kettlebells, Dumbbells, Foam Rollers, Yoga Mats, etc.</li> <li>• 4 Hooks to Hold Stretch Cords/Bands • Adjustable at any height for Ball Holders</li> <li>• Welded Endcaps • Heavy Duty Casters for Easy Mobility • Lifetime welds, one year parts</li> <li>• Frame Available in Silver Only • Size: 100"wide x 33" deep</li> </ul>					
<b>RCK-MOBILITY</b>	<b>TAG Mobility Cart Rack (rack only)</b>		1 ea.		<b>1,398.00</b>
RCK-MOBILITY/JH	adding J-HOOKS attachment		1 ea.		20.00
RCK-MOBILITY/MB	adding a Mat Rack attachment		1 ea.		258.00
RCK-MOBILITY/SB	adding a STABILITY BALL attachment (set of 3)		1 ea.		90.00
RCK-MOBILITY/TR	adding a FLAT TRAY attachment		1 ea.		178.00
 <ul style="list-style-type: none"> <li>• 2x2 Steel 12 Gauge Uprights • Open Top to Hold any size Stability Ball</li> <li>• Available in Black Only • Adjustable Shelf Heights to Accommodate a Variety of Items</li> <li>• Load Trays w/Slam Balls, Kettlebells, Dumbbells, Foam Rollers, Yoga Mats, etc. • 4 Medicine Ball Holder</li> <li>• 4 Hooks to Hold Stretch Cords/Bands • Welded Endcaps</li> <li>• Heavy Duty Casters To Move Anywhere With Ease • Size: 40.5" wide x 33" deep x 60" tall - 137 lbs</li> <li>• Lifetime welds, one year parts • Fits through a 36" door opening</li> </ul>					
<b>RCK-FITCART</b>	<b>TAG Fitness Cart (rack only)</b>		1 ea.		<b>998.00</b>
 <p>Commercial Bumper Plate Rack; 11 Gauge steel tube frame Fully welded construction; Transport Wheels Assembled dimensions: 56" x 13" x 12" - 38lbs Lifetime welds, one year parts against manufacturing defects</p>					
<b>RCK-BPR</b>	<b>TAG Bumper Plate Rack</b>		1 ea.	47	270.00

SKU	Description	Dec 2018	Pack	Weight	MSRP
	<ul style="list-style-type: none"> <li>• Unique saddle design to eliminate scraping of users knuckles</li> <li>• Designed to eliminate dumbbells hitting angle iron</li> <li>• Attractive and durable rack priced to fit your budget</li> <li>• 2 tier Shelf Design for Ease of Use</li> <li>• Designed for any 10 pairs of Round Dumbbells</li> <li>• Lifetime welds, one year parts</li> <li>• Available Laser Cut Numbered 5-50</li> <li>• Available Laser Cut Numbered 55-100</li> <li>• Available w/o Numbers</li> <li>• Weight: 221lbs</li> <li>• Size: 33"H x 88"W x 27"D</li> </ul>				
RCK-CDR22	TAG Saddle Rack				760.00
RCK-CDR22L	TAG Laser Cut Saddle Rack - 55-100				798.00
RCK-CDR22S	TAG Laser Cut Saddle Rack - 5-50				798.00
	<p>Designed for a set of 5-50 lb (10 pairs) TAG Dumbbells</p> <p>Attractive and durable rack priced to fit your facility's budget</p> <p>Protects dumbbells from excessive wear and tear</p> <p>No angle iron to hit hands or dumbbells against</p> <p>Weights sold separately</p> <p>Lifetime welds, one year parts against manufacturing defects</p> <p>Size: 58"x36"x36" - 199lbs</p>				
RCK-SD3.1	TAG 3 Tier Dumbbell Rack with Saddles (10pair)		1 ea.	199	1,030.00
	<p>Dumbbells sold separately</p> <p>Lifetime welds, one year parts against manufacturing defects</p> <p>Shelf size: 12.25 " x 48"</p> <p>Size: 55"x32"x39" - 171lbs</p>				
RCK-HDR	TAG 3 Tier Horizontal Dumbbell Rack		1 ea.	185	698.00
	<p>SOLD ONLY IN BLACK</p> <p>Lifetime welds, one year parts against manufacturing defects</p> <p>Shelf size: 12.25 " x 48"</p> <p>Size: 38"H x 58"W x 31"D</p>				
RCK-HDR54	TAG 3 Tier Horizontal Dumbbell Rack		1 ea.	185	798.00
	<p>SOLD ONLY IN BLACK</p> <p>Lifetime welds, one year parts against manufacturing defects</p> <p>Shelf size: 12.25 " x 70"</p> <p>Size: "x"x" - lbs</p> <p>Built to Hold 5-75 Set of TAG HEX Dumbbells</p>				
RCK-HDR70	TAG 3 Tier Horizontal Dumbbell Rack		1 ea.	185	998.00
	<p>Unique front load design allows users to remove and replace dumbbells with ease</p> <p>Flat top and nylon cradles with easy-to-read labels for correct dumbbell placement</p> <p>Space efficient, great for home, vertical markets, and clubs with small areas</p> <p>Holds sizes 3-25lbs or 5-30lbs, 8 pairs</p> <p>Fits flat against the wall</p> <p>Dumbbells sold separately</p> <p>Lifetime welds, one year parts against manufacturing defects</p> <p>Size: 45"x 17"x 11" - 78lbs</p>				
RCK-VDR-8	TAG 8 pair Vertical Dumbbell Rack		1 ea.	75	390.00









SKU	Description	Dec 2018	Pack	Weight	MSRP
 RCK-KBR2	<p>Ideal for storage of Kettlebells or Kettleballs or Slam Balls or any combination of these items. Constructed of heavy-gauge steel with powder-coated finish</p> <p>Lifetime welds, one year parts Size: 22"H x 40"W x 26" -</p>		1 ea.	110	410.00
 RCK-KBR3	<p>Ideal for storage of Kettlebells or Kettleballs or Slam Balls or any combination of these items. Constructed of heavy 14 gauge steel with powder-coated finish; 7 gauge 3 tiers steel shelves</p> <p>Lifetime welds, one year parts Top Tray - 59" x 6.5" Middle Tray - 59" x 8" Bottom Tray - 59" x 9.5" Footprint: 26"H x 60"W x 22"D - 115lbs</p>		1 ea.	110	430.00
 RCK-BBR	<p>Ideal for storage of complete 20-110lb fixed barbell set Constructed of heavy-gauge steel with powder-coated finish Bar holder is covered with abrasion-resistant PVC to protect barbells</p> <p>Lifetime welds, one year parts against manufacturing defects Size: 50"x 26"x 41" - 115lbs</p>		1 ea.	131	620.00
 RCK-XDR	<p>Rack only - Dumbbell Sold Separately</p> <ul style="list-style-type: none"> <li>• Built for 10 pairs of Dumbbells</li> <li>• Nylon Saddles</li> <li>• Black</li> <li>• Lifetime welds, 6 months parts</li> <li>• Size: 37"wide x 22" deep x 52" tall</li> </ul>		1 ea.	131	318.00
 RCK-OPT	<p>Holds 2" Olympic plates Constructed of heavy-gauge steel</p> <p>Lifetime welds, one year parts against manufacturing defects Size: 31"x 27"x 24" - 57lbs</p>		1 ea.	60	320.00
 VKR	<ul style="list-style-type: none"> <li>• Large padded backrest with lumbar support</li> <li>• Parallel dip bars</li> <li>• Space-saving design</li> <li>• Multi-Position Pull-up/chin-up bar</li> <li>• Lifetime welds, one year parts , 6 months upholstery against manufacturing defects</li> <li>• Size: 43" x 42" footprint, 85" high - 185lbs</li> </ul>		1 ea.	250	830.00
 FUNC-TR	<ul style="list-style-type: none"> <li>• Multi-grip pull up handles to provide a variety of exercise options</li> <li>• Workout Placard Included</li> <li>• 2x210 lb weight stacks - standard</li> <li>• Heavy gauge metal pulley housing covers; •Stainless steel 2" square tube uprights</li> <li>• Dual roller mechanism or pulley housing provides a smooth and easy adjustment</li> <li>• 20 adjustment positions per column - from 12" up to 69"</li> <li>• Includes FULL Accessory Pack: (1) long bar, (1) short bar, (1) deluxe tricep rope, a neoprene ankle strap, (2) molded grip handle, &amp; (2) chains</li> <li>• Size: 68"x45"x88" - 850lbs</li> </ul>		1 ea.	850	3,918.00


	<ul style="list-style-type: none"> <li>• Counterweighted lifting arm reduces starting weight to 14lbs</li> <li>• Rotating bar easily fits into slots • 8 height positions</li> <li>• Lower Band Pegs (2 on each side) com Standard</li> <li>• Dual safety stops allows user to lift independently</li> <li>• Heavy-duty 11-gauge tubing for durability</li> </ul>				
---	---	--	--	--	--


SKU	Description	Dec 2018	Pack	Weight	MSRP
	Lifetime welds, one year parts against manufacturing defects • Size: 89"x 61"x 57" - 375lbs				
SMITH	Smith machine		1 ea.	375	3,090.00
	• 3x3 Steel Uprights • Laser Cut Numbering System • J Hooks, Safety Spotter Arms & 4 position Pull UP Bar <b>INCLUDED</b> • 1" Hardware for Strength & Stability • Crinkle Black Electrostatic Powdercoat • Heavy-duty 8 & 10 gauge Square Tubing Lifetime welds, one year parts against manufacturing defects • Size: 96"x 72" - lbs				
RCK-PWR	TAG Power Rack (1/2 Rack)		1 ea.		1,790.00
RCK-PWRCOMBO	TAG Power Rack (2ea 1/2racks, 1ea. medball & flat shelf & bumper rack included)		1 ea.		3,580.00
	Made of Heavy Gauge Steel 70" Usable Shelf 72" Overall Length				
RCK-PWR/MBR	TAG Power Rack - Med/Stability Ball Attachment		1 ea.		162.00
	Made of Heavy Gauge Steel 69" Usable Shelf 72" Overall Length				
RCK-PWR/FDR	TAG Power Rack - Flat Tray Dumbbell/Slam Ball Kettlebell Tray Rack		1 ea.		270.00
	Made of Heavy Gauge Steel 14 Slots for Plates 72" Overall Length				
RCK-PWR/BPR	TAG Power Rack - Bumper Plate Rack		1 ea.		250.00
	Made for TAG Power 1/2 Rack				
RCK-PWR/DIP	TAG Power Rack - Dip Attachment		1 ea.		144.00
	Made for TAG Power 1/2 Rack				
RCK-PWR/LMA	TAG Power Rack - Land Mine Attachment		1 ea.		94.00
<b>BENCHES</b>					
	• Crinkle Black Electrostatic Powdercoat • Constructed completely of 8 & 10 gauge Square Tubing • EZ-Handle design and rear transport wheels for mobility • Flat to Incline w/Separate Seat Adjustment • Heavy Duty Hardware • Lifetime welds, one year parts , 6 months upholstery against manufacturing defects • Wide 12" Back Pad for Stability • Size: 54"x 29"x 17.5"				
BNCH-PWR	TAG Power Multi Angle Bench		1 ea.	95	598.00


SKU	Description	Dec 2018	Pack	Weight	MSRP
	<ul style="list-style-type: none"> <li>•Single-piece mainframe for added durability</li> <li>•Constructed completely of 11-gauge tubing</li> <li>•EZ-Handle design and rear transport wheels for mobility</li> <li>•Adjustable from 0 to 85 degrees</li> <li>•Seat locks into position for incline work</li> <li>•Lifetime welds, one year parts , 6 months upholstery against manufacturing defects</li> <li>•Size: 44"x 20"x 40" - 103lbs</li> </ul>				
BNCH-MAB	TAG Multi Angle Bench		1 ea.	95	658.00
	<ul style="list-style-type: none"> <li>•Flat Incline/Decline Bench</li> <li>•90° of adjustment: -10° to 80° adjustable</li> <li>•New EZ-Handle design and rear transport wheels for mobility</li> <li>•Lifetime welds, one year parts , 6 months upholstery against manufacturing defects</li> <li>•Size: 54"x 24"x 53" - 80lbs</li> </ul>				
BNCH-FID-S	TAG Flat/Incline/Decline Dumbbell Bench		1 ea.	81	518.00
	<ul style="list-style-type: none"> <li>• ALL BLACK - Upgraded Upholstery</li> <li>•Flat Incline/Decline Bench - 90° of adjustment: -10° to 80° adjustable</li> <li>•New EZ-Handle design and rear transport wheels for mobility</li> <li>•Lifetime welds, one year parts , 6 months upholstery against manufacturing defects</li> <li>•Size: 54"x 24"x 53" - 80lbs</li> </ul>				
BNCH-FID-B	TAG Flat/Incline/Decline Dumbbell Bench		1 ea.	81	518.00
	<ul style="list-style-type: none"> <li>•Rear transport wheels for easy mobility</li> <li>•Constructed completely of 11-gauge tubing</li> <li>•Lifetime welds, one year parts , 6 months upholstery against manufacturing defects</li> <li>•Size: 51"x 32"x 34" - 87lbs</li> </ul>				
BNCH-HYP	TAG Hyper Extension Bench		1 ea.	87	618.00
	<ul style="list-style-type: none"> <li>•Lifetime welds, one year parts , 6 months upholstery against manufacturing defects</li> <li>•Size: 36"x 31"x 32" - 44lbs</li> </ul>				
BNCH-UB	TAG Utility Bench		1 ea.	44	310.00
	<ul style="list-style-type: none"> <li>•New EZ-Handle design and rear transport wheels for mobility</li> <li>•Single-piece mainframe for added durability</li> <li>•Lifetime welds, one year parts , 6 months upholstery against manufacturing defects</li> <li>•Size: 48"x 25"x 18" - 52lbs</li> </ul>				
BNCH-FB	TAG Flat Bench		1 ea.	55	290.00
	<ul style="list-style-type: none"> <li>•23-degree angled pad</li> <li>•Rear transport wheels for easy mobility</li> <li>•Convenient assist handle for easy on &amp; off</li> <li>•Lifetime welds, one year parts , 6 months upholstery against manufacturing defects</li> <li>•Size: 24"x 25"x 50" - 52lbs</li> </ul>				
BNCH-SUB	TAG Sit Up Bench		1 ea.	52	350.00
	<ul style="list-style-type: none"> <li>•Adjustable up to 6 angles</li> <li>•Rear transport wheels for easy mobility</li> <li>•Constructed completely of 11-gauge tubing</li> <li>•Lifetime welds, one year parts , 6 months upholstery against manufacturing defects</li> <li>•Size: 45"x 32"x 56"</li> </ul>				
BNCH-DB	TAG Adjustable Decline Bench		1 ea.	128	678.00



SKU	Description	Dec 2018	Pack	Weight	MSRP
 BNCH-PB	<ul style="list-style-type: none"> <li>•Single-piece mainframe for added durability</li> <li>•Lifetime welds, one year parts , 6 months upholstery against manufacturing defects</li> <li>•Size: 36"x45"36" - 100lbs</li> </ul>		1 ea.	104	530.00
 RCK-MBR10	<p>Designed for any 10 Medicine Balls or Kettleballs as well as any other round item</p> <p>Attractive and durable rack priced to fit your facility's budget</p> <p>Items sold separately</p> <p>Lifetime welds, one year parts against manufacturing defects</p> <p>Size: 34"x 31"x 60" - 35lbs</p>		1 ea.	40	198.00
 RCK-MBR5	<p>Designed for any 5 Medicine Balls or Kettleballs as well as any other round item</p> <p>Attractive and durable rack priced to fit your facility's budget</p> <p>Items sold separately</p> <p>Lifetime welds, one year parts against manufacturing defects</p> <p>Size: 53"x 28"x 31" - 28lbs</p>		1 ea.	32	120.00
 RCK-ACR	<p>Holds all types of fitness accessories and attachments</p> <p>Attachments sold separately</p> <p>Lifetime welds, one year parts against manufacturing defects</p> <p>Size: 49"x 27" x 24" - 126lbs</p>		1 ea.	132	598.00
 RCK-MAT	<p>Hold 10 Grommet Mats on each Side - Total 20</p> <p>Has places to hang dozens of stretch cords</p> <p>80"x30"x39" - 35lbs</p> <p>hangers for mat are adjustable from 19" to 20" on center</p> <p>Rack is built on Casters for easy mobility</p>		1 ea.	42	198.00
<b>KETTLEBELL</b>					
	<p>Chemical Chrome Smooth Handle - no flaking or chipping</p> <p>Compact Design, easy to read weights</p> <p>Essential for core, upper body strength training</p> <p>Great for both individual and group exercise training</p> <p>Thick Rubber encased coating.</p>				
RKETL-5	TAG Logo 5lb Rubber Encased Kettlebell with Chemical Chrome Handle		1 ea.	5	13.00
RKETL-8	TAG Logo 8lb Rubber Encased Kettlebell with Chemical Chrome Handle		1 ea.	8	20.80
RKETL-10	TAG Logo 10lb Rubber Encased Kettlebell with Chemical Chrome Handle		1 ea.	10	26.00
RKETL-12	TAG Logo 12lb Rubber Encased Kettlebell with Chemical Chrome Handle		1 ea.	12	31.20
RKETL-15	TAG Logo 15lb Rubber Encased Kettlebell with Chemical Chrome Handle		1 ea.	15	39.00
RKETL-20	TAG Logo 20lb Rubber Encased Kettlebell with Chemical Chrome Handle		1 ea.	20	52.00
RKETL-25	TAG Logo 25lb Rubber Encased Kettlebell with Chemical Chrome Handle		1 ea.	25	65.00
RKETL-30	TAG Logo 30lb Rubber Encased Kettlebell with Chemical Chrome Handle		1 ea.	30	78.00
RKETL-35	TAG Logo 35lb Rubber Encased Kettlebell with Chemical Chrome Handle		1 ea.	35	91.00
RKETL-40	TAG Logo 40lb Rubber Encased Kettlebell with Chemical Chrome Handle		1 ea.	40	104.00
RKETL-45	TAG Logo 45lb Rubber Encased Kettlebell with Chemical Chrome Handle		1 ea.	45	117.00
RKETL-50	TAG Logo 50lb Rubber Encased Kettlebell with Chemical Chrome Handle		1 ea.	50	130.00
RKETL-60	TAG Logo 60lb Rubber Encased Kettlebell with Chemical Chrome Handle		1 ea.	60	156.00
RKETL-70	TAG Logo 70lb Rubber Encased Kettlebell with Chemical Chrome Handle		1 ea.	70	180.00
RKETL-80	TAG Logo 80lb Rubber Encased Kettlebell with Chemical Chrome Handle		1 ea.	80	200.00
RKETL-SET	TAG 12 Rubber Kettlebell Set 5/8/10/12/15/20/25/30/35/40/45/50		10 ea.	295	767.00

SKU	Description	Dec 2018	Pack	Weight	MSRP
<b>KETTLEBALLS</b>					
 <p>Essential for core, upper body strength training Great for both individual and group exercise training Well-balanced, maintains original shape, easier on floors than traditional kettleball 6 months warranty against manufacturing defects - not meant for slamming or bouncing Synthetic, weather-resistant rubber surface</p>					
KETL-6	Aeromat Logo 6lb Kettleball		1 ea.	6	52.00
KETL-8	Aeromat Logo 8lb Kettleball		1 ea.	8	62.00
KETL-10	Aeromat Logo 10lb Kettleball		1 ea.	10	70.00
KETL-12	Aeromat Logo 12lb Kettleball		1 ea.	12	76.00
KETL-14	Aeromat Logo 14lb Kettleball		1 ea.	14	80.00
KETL-18	Aeromat Logo 18lb Kettleball		1 ea.	18	90.00
KETL-20	Aeromat Logo 20lb Kettleball		1 ea.	20	100.00
KETL-25	Aeromat Logo 25lb Kettleball		1 ea.	25	108.00
KETL-30	Aeromat Logo 30lb Kettleball		1 ea.	30	118.00
KETL-35	Aeromat Logo 35lb Kettleball		1 ea.	35	128.00
KETL SET	Aeromat 10 Ball Rubber Kettleball Set 6/8/10/12/14/18/20/25/30/35		10 ea.	178	884.00


<b>MEDICINE BALLS</b>					
 <p>New texture for better grip and handling Essential for core, upper body strength training Great for both individual and group exercise training Well-balanced, maintains round shape 3 months warranty against manufacturing defects - not meant for slamming or bouncing Synthetic, weather-resistant rubber surface</p>					
MEDBL-4	TAG 4lb Deluxe Medicine Ball (9.1" diameter)		1 ea.	4	34.00
MEDBL-6	TAG 6lb Deluxe Medicine Ball (9.1" diameter)		1 ea.	6	46.00
MEDBL-8	TAG 8lb Deluxe Medicine Ball (9.1" diameter)		1 ea.	8	56.00
MEDBL-10	TAG 10lb Deluxe Medicine Ball (9.1" diameter)		1 ea.	10	60.00
MEDBL-12	TAG 12lb Deluxe Medicine Ball (9.1" diameter)		1 ea.	12	74.00
MEDBL-15	TAG 15lb Deluxe Medicine Ball (11.3" diameter)		1 ea.	15	80.00
MEDBL-18	TAG 18lb Deluxe Medicine Ball (11.3" diameter)		1 ea.	18	88.00
MEDBL-20	TAG 20lb Deluxe Medicine Ball (11.3" diameter)		1 ea.	20	96.00
MEDBL-25	TAG 25lb Deluxe Medicine Ball (11.3" diameter)		1 ea.	25	120.00
MEDBL-30	TAG 30lb Deluxe Medicine Ball (11.3" diameter)		1 ea.	30	138.00
MEDBL SET	TAG 4lb-30lb Deluxe Medicine Ball Set 4/6/8/10/12/15/18/20/25/30		10 ea.	148	792.00

<b>SLAM BALLS</b>					
 <p>Essential for core, upper body strength training Great for both individual and group exercise training 3 months warranty against manufacturing defects Synthetic, weather-resistant rubber surface rack available, but not included in set pricing.</p>					
SLAM-5	TAG 5lb Slam Ball (7.9" diameter)		1 ea.	5	25.90
SLAM-8	TAG 8lb Slam Ball (7.9" diameter)		1 ea.	8	31.90
SLAM-10	TAG 10lb Slam Ball (7.9" diameter)		1 ea.	10	35.90
SLAM-12	TAG 12lb Slam Ball (7.9" diameter)		1 ea.	12	39.90
SLAM-15	TAG 15lb Slam Ball (7.9" diameter)		1 ea.	15	43.90
SLAM-20	TAG 20lb Slam Ball (7.9" diameter)		1 ea.	20	53.90
SLAM-25	TAG 25lb Slam Ball (11.8" diameter)		1 ea.	25	61.90
SLAM-30	TAG 30lb Slam Ball (11.8" diameter)		1 ea.	30	71.90
SLAM-35	TAG 35lb Slam Ball (11.8" diameter)		1 ea.	35	81.90
SLAM-40	TAG 40lb Slam Ball (11.8" diameter)		1 ea.	40	93.90
SLAM-SET	TAG 5lb-40lb Slam Ball Set 5/8/10/12/15/20/25/30/35/40		10 ea.	200	541.00

SKU	Description	Dec 2018	Pack	Weight	MSRP
<b>BATTLE ROPE</b>					
	<p>Are UV resistant, made from a special PolyDacron blend so they will look great &amp; last longer with less frays</p> <p>Available in 1-1/2" &amp; 2" Black PolyDacron Blend</p> <p>Come with heat shrink boots to keep Rope ends from fraying</p> <p>Increase grip strength &amp; endurance</p> <p><b>Custom Cuts are no problem - please contact us for pricing</b></p>				
ACC-ROPE-1.5/10	TAG 10' 1-1/2" Black PolyDacron Battle Rope with Heat Shrink Grips		1 ea.	5	59.98
ACC-ROPE-1.5/20	TAG 20' 1-1/2" Black PolyDacron Battle Rope with Heat Shrink Grips		1 ea.	9.5	99.98
ACC-ROPE-1.5/30	TAG 30' 1-1/2" Black PolyDacron Battle Rope with Heat Shrink Grips		1 ea.	14.5	139.98
ACC-ROPE-1.5/40	TAG 40' 1-1/2" Black PolyDacron Battle Rope with Heat Shrink Grips		1 ea.	19	179.98
ACC-ROPE-1.5/50	TAG 50' 1-1/2" Black PolyDacron Battle Rope with Heat Shrink Grips		1 ea.	24	219.98
ACC-ROPE-2/10	TAG 10' 2" Black PolyDacron Battle Rope with Heat Shrink Grips		1 ea.	7	99.98
ACC-ROPE-2/20	TAG 20' 2" Black PolyDacron Battle Rope with Heat Shrink Grips		1 ea.	14	139.98
ACC-ROPE-2/30	TAG 30' 2" Black PolyDacron Battle Rope with Heat Shrink Grips		1 ea.	21	199.98
ACC-ROPE-2/40	TAG 40' 2" Black PolyDacron Battle Rope with Heat Shrink Grips		1 ea.	28	259.98
ACC-ROPE-2/50	TAG 50' 2" Black PolyDacron Battle Rope with Heat Shrink Grips		1 ea.	35	319.98
<b>PLYO BOX</b>					
	<p>3 Training Heights - 30" x 24" x 20"</p> <p>All in One Design with Dense Foam for soft landings</p> <p>Extra Grip Landing Areas</p> <p>Durable 16oz Vinyl Replacement Cover</p> <p>70 lbs</p>				
PLYO-3WAY	TAG Soft Plyo Box 3		1 set	70	398.00
PLYO-COVER	Replacement Cover for Plyo-3way		1 ea.	3	178.00
<b>WALL BALL</b>					
	<p>14" Diameter</p> <p>Essential for core, upper body strength training</p> <p>Great for both individual and group exercise training</p> <p>3 months warranty against manufacturing defects - not meant for slamming or bouncing</p> <p>Synthetic, weather-resistant Materials</p>				
WALLBALL-4	TAG 4lb Deluxe Wall Ball		1 ea.	4	72.00
WALLBALL-6	TAG 6lb Deluxe Wall Ball		1 ea.	6	78.00
WALLBALL-8	TAG 8lb Deluxe Wall Ball		1 ea.	8	84.00
WALLBALL-10	TAG 10lb Deluxe Wall Ball		1 ea.	10	90.00
WALLBALL-12	TAG 12lb Deluxe Wall Ball		1 ea.	12	96.00
WALLBALL-15	TAG 15lb Deluxe Wall Ball		1 ea.	15	104.00
WALLBALL-18	TAG 18lb Deluxe Wall Ball		1 ea.	18	116.00
WALLBALL-20	TAG 20lb Deluxe Wall Ball		1 ea.	20	124.00
WALLBALL-25	TAG 25lb Deluxe Wall Ball		1 ea.	25	144.00
WALLBALL-30	TAG 30lb Deluxe Wall Ball		1 ea.	30	164.00
WALLBALL SET	TAG 4lb-30lb Deluxe Wall Ball Set 4/6/8/10/12/15/18/20/25/30		10 ea.	148	1,072.00
<b>CARDIO PUMP SET</b>					
	<p>1 pair each 2.5lb, 5lb, 10lb weight Urethane plates; Eight Sided</p> <p>55-inch PVC coated bars for comfort; 3.5lb bar; Quick clip collars for easy on &amp; off; Maximum bar capacity 60lbs</p> <p>Plates are easy to grip and are covered to protect floors</p> <p>Warranty: 5 year welds, one year parts</p>				
CP-SET	Cardio Pump Set for 1 User (Pair of 10, 5, 2.5 Plate + Bar & Quick Clamps)		1 set	44	178.00
CP-RACK	TAG Cardio Pump Rack (holds 20 sets) Size: 71"x23"x60" - 240lbs		1 ea.	120	598.00
CP-RACK/20SET	TAG Cardio Pump Rack with 20 sets (Pairs of 10, 5, 2.5 Plate + Bar & Quick Clamps)		1 ea.	1,000	4,158.00
CP-BAR	Cardio Pump Bar		1 ea.	3	38.00
CP-QC	Cardio Pump Collars (pair)		pair	1	19.98

SKU	Description	Dec 2018	Pack	Weight	MSRP
<b>STABILITY BALLS</b>					
	<p>Improves alignment and flexibility - 3 months warranty against manufacturing defects</p> <p>Great for stretching exercises and rehabilitation</p> <p>Made of burst-resistant material; holds weight up to 1000lbs</p>				
ACC-55cm	TAG 55cm Stability Ball (red)		1 ea.	3	18.00
ACC-65cm	TAG 65cm Stability Ball (grey)		1 ea.	3	20.00
ACC-75cm	TAG 75cm Stability Ball (blue)		1 ea.	3	22.00
<b>AT TAG Sports Flex</b>					
	<p>Commercial grade attachment pulley system workout</p> <p>Use as a Suspension Trainer</p> <p>Used by MLB ^ NHL strength coaches</p> <p>DVD &amp; Carrying Case included</p> <p>91" total length nylon cord</p> <p>The Ultimate Cable Attachment</p>				
ACC-AT Sports Flex	TAG Fitness AT Sports Flex Trainer		1 ea.	3	58.00
<b>TRX</b>					
	<p>Commercial Suspension Trainer v.4 (rubber handles, locking carabiner, velcro foot cradles)</p> <p>Use as a Suspension Trainer</p>				
TRXCLUB4	TRX® Suspension Training® Solutions - CLUB4				209.95
TRXXMOUNT3	TRXXMOUNT3		1 ea.		39.95
<b>BOSU BALL</b>					
	<p>The BOSU® PRO Balance Trainer challenges the entire body with integrated, multi-joint movement that requires muscle groups to work together.</p>				
ACC-BOSU	BOSU BALL PRO		1 ea.		159.95
<b>TONING TUBES      STRETCH CORDS</b>					
	<p>• Perfect for Rehabilitation &amp;/or Strength Training • Isolate Target Muscles • Available in 5 Resistance Levels • Easy to Clean Plastic Handle</p>				
XERTONE-VL	Very Light - Yellow - 3/16"x1/16" x 44"		1 ea.	2	11.98
XERTONE-L	Light - Green - 1/4"x1/16" x 44"		1 ea.	2	13.18
XERTONE-M	Medium - Red - 1/4"x3/32" x 50"		1 ea.	2	14.98
XERTONE-H	Heavy - Blue - 1/4"x1/8" x 53"		1 ea.	2	16.38
XERTONE-UH	Ultra Heavy - Purple - 5/16"x1/8" x 53"		1 ea.	2	17.98
XERTONE-SET	One Toning Tube of each Size		1 ea.	10	74.50
<b>FOAM ROLLER</b>					
	High Density 36" or 18" x 6" Polypropylene Foam Roller (Black with Blue Speckles)				
ACC-FMRLR18	18" Round Foam Roller		1 ea.		33.98
ACC-FMRLR36	36" Round Foam Roller		1 ea.		37.98



SKU	Description	Dec 2018	Pack	Weight	MSRP
<b>ACCESSORY HANDLES/CABLE ATTACHMENTS</b>					
ATT-CURL28	28" Revolving Curl Bar with Urethane Grips		1 ea.	9	50.00
ATT-ROW/TRIANGLE	Seated Row/Chinning Chrome with Urethane Grips		1 ea.	5	44.00
ATT-LAT38	38" Lat Bar with Urethane Grips		1 ea.	12	66.00
ATT-LAT48	48" Lat Bar with Urethane Grips		1 ea.	15	70.00
ATT-MULTI	Multi Exercise Bar with Urethane Grips		1 ea.	10	52.00
ATT-TRICEP	Triceps Extension Bar with Urethane Grips		1 ea.	5	42.00
ATT-STRAIGHT17	17" Revolving Straight Handle Bar with Urethane Grips		1 ea.	6	44.00
ATT-SINGLE	Deluxe Single Handle with Urethane Grip		1 ea.	2	30.00
ATT-VBAR	Multi Purpose V Bar with Urethane Grips		1 ea.	6	50.00
ATT-ROPE36	TAG 36" Tricep Rope		1 ea.	3	30.00
ATT-ROPE24	TAG 24" Tricep Rope		1 ea.	2	20.00
ATT-HAMMER	Hammer Rope		1 ea.	1	18.00
ATT-ANKLE	TAG Neoprene Ankle Strap		1 ea.	1	7.00
ATT-NYLONGRIP	Nylon Grip		1 ea.	1	19.98
ATT-ACCKIT	10 Piece Attachment Kit - Curl28, Row, Lat48, Multi, Tricep, Straight17, Single (2), Vbar & Rope24		1 ea.	1	432.00
<b>EXERCISE MATS</b>					
ACC-EML	 <p>Sticky surface - Built-in mesh, anti-stretch Secure Metal Grommets for hanging 21" on Center 3 months warranty against manufacturing defects</p> <p>TAG Deluxe Eyelets Mat 3/8" x 23" x 69"</p>		1 ea.	4	50.00